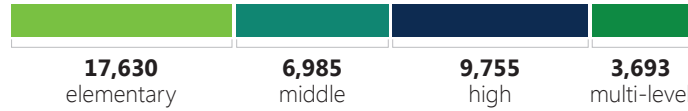


DISTRICT PROFILE

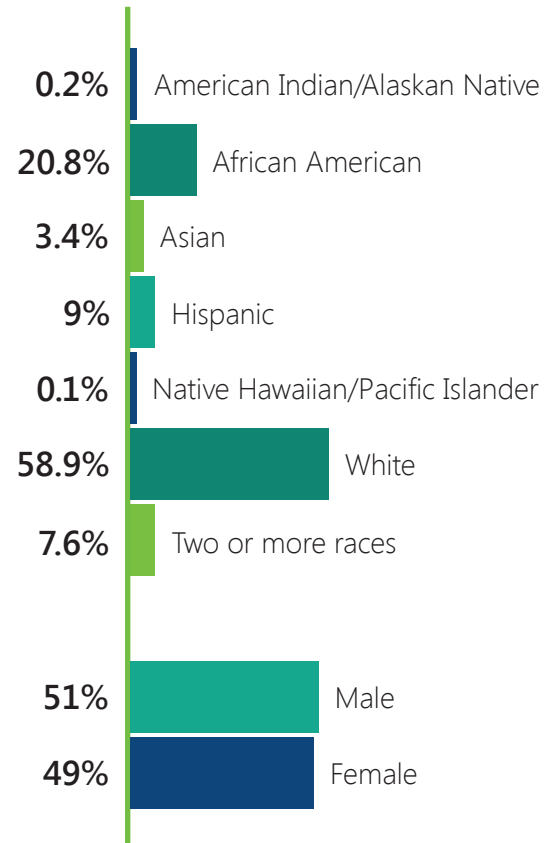
38,063

TOTAL ENROLLMENT



OUR STUDENTS

- 39%** of students are eligible to receive free/reduced meals
- 76.8%** of students attend school regularly
- 6,396** total enrollment in AP courses
- 2.2%** of students speak English as a second language
- 14%** of students are enrolled in special education
- 1,737** students are enrolled in a magnet program
- 856** students are dual enrolled



OUR STAFF

5,645.1 total number of employees*
5,203.87 school-based employees*
441 non-school-based employees*

311 teachers hired in FY2021-2022
72% of teachers have a Masters or Doctorate

8.5% of teachers are non-white
101 National Board Certified Teachers



FACILITIES

55 schools (188 total buildings)
2,142 total classrooms
1,896.58 acres of property
309 total custodians

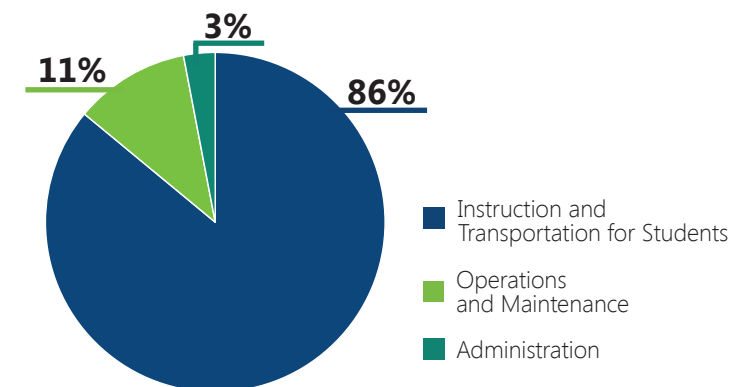
TRANSPORTATION

527 buses
7,523,076 miles traveled
31,139 students transported

FOOD SERVICES

1,339,119 breakfasts served
3,354,318 lunches served
\$5,267,814 a la carte sales
71,965 summer meals served
\$25,650,250 total sales

BUDGET ALLOCATION



STATE RANKINGS

- 7** Maryland Blue Ribbon Schools
Schools recognized by the Maryland State Department of Education, which exhibit high performance and significant improvement in student achievement.
- 19** Green Schools
Schools recognized by the Maryland Association of Environmental and Outdoor Education, these schools have made a commitment to reduce environmental impact.

88.73% GRADUATION RATE

For the Class of 2022