




Parents
as
Partners



IN SCHOOL BUS SAFETY



**HARFORD COUNTY PUBLIC SCHOOL'S
BUS FLEET IS THE 50TH
LARGEST IN THE UNITED STATES**



SCHOOL BUSES ARE THE SAFEST FORM OF SURFACE TRANSPORTATION

- 455 in HCPS BUS FLEET
- 36,000 CHILDREN TRANSPORTED DAILY
- 36,000 MILES TRAVELED DAILY
- 550-600 DRIVERS AND ATTENDANTS

Safety Equipment Required on School Buses

Modern school buses* are equipped with more safety features than most other large vehicles. The size of the school bus alone gives it an important advantage in all but the most catastrophic circumstances. Key federal safety requirements include:

*manufactured after April 1, 1977

Special mirrors

Additional mirrors that allow the driver to see all critical areas directly in front of and along both sides of the school bus.

Warning lights

Lights and reflective devices that indicate to motorists when the bus is loading and unloading passengers.

Special passenger crash protection

Well-padded, high-back, energy-absorbing seats, as well as special requirements for wheelchair restraint systems. Interiors are designed to reduce the chances of injury caused by sharp edges or body panels that may tear loose in a crash.

Emergency exits

Several emergency exits, based on the capacity of the school bus.



PHOTO BY
JOSH BAUMANN

Swing-out stop arms

A stop arm that extends out to the left side of the bus to warn motorists when the bus is loading or unloading passengers.

Fuel system protection

Protected fuel tanks and fuel pump, fuel delivery system, emissions control lines and connections to protect against fuel spills in severe crashes.

Rollover protection

Reduces the likelihood of a roof collapse and allows for operable emergency exits even after the roof is subject to extreme forces.

Better brakes

Brake systems that enable the school bus to stop in a shorter distance than other large vehicles.

HCPS SCHOOL BUS DRIVER CERTIFICATION REQUIREMENTS



- **Commercial Driver's License**
- **Passenger endorsement**
- **School bus specific endorsement**
- **Criminal background check**
- **DOT physical examination requirements annually**
- **Drug and alcohol testing**
- **MVA license history checked annually**

HCPS SCHOOL BUS DRIVER CERTIFICATION REQUIREMENTS



- **MSDE certified driving instructor provides pre-service classroom and behind-the-wheel instruction**
- **First Aid instruction**
- **National Safety Council Defensive Driving course**
- **Diversity training**
- **Required six hours of yearly safety training**
- **Annual ride along evaluation by Driving Instructor or Supervisor**

I HEAR THERE IS A SHORTAGE OF SCHOOL BUS DRIVERS... I WONDER WHY?

AAAAAAAAAAH!

SCHOOL BUS

STOP PULLING MY HAIR!

GIVE ME BACK MY HOMEWORK!

AAAAAAAAA!

I MISSED MY STOP!

HELP!

K-12

© 2000 BY SCAR
CALLEY
KENDRICK



WHAT SHOULD YOUR CHILD BRING TO THE BUS STOP?

Leave these items at home:

- Balls
- Skateboards
- Balloons
- Toys
- Cell Phones
- Game Boys and CD Players



ONLY SCHOOL RELATED ITEMS MAY
BE TRANSPORTED ON THE BUS

BUS STOP SAFETY



ENCOURAGE YOUR CHILDREN
TO WAIT SAFELY IN LINE
ON THE SIDEWALK

Children must
arrive at
their bus
stop at least
5 minutes
before the
scheduled
arrival time
of the bus



INTERACTION WITH THE BUS DRIVER

- LIMIT CONVERSATIONS WITH THE BUS DRIVER AT THE BUS STOP
- PARENTS ARE NEVER AUTHORIZED TO BOARD THE BUS AT A BUS STOP
- WHEN YOU HAVE A QUESTION ABOUT YOUR CHILD'S BUS BEHAVIOR OR A PROBLEM ON THE BUS, **CONTACT THE PRINCIPAL AT SCHOOL**
- WHEN YOU HAVE A QUESTION ABOUT THE BUS ROUTE, **CONTACT THE TRANSPORTATION OFFICE AT 410-638-4092**




REMINDE YOUR CHILDREN NOT TO DISTRACT THE DRIVER'S EYES FROM THE ROAD



UNRULY AND DISRUPTIVE STUDENT BEHAVIOR COMPROMISES THE SAFETY OF EVERYONE ON THE BUS




RIDING THE BUS SAFELY



CHILDREN SHOULD BE
SEATED FLAT AND BACK

RIDING THE BUS SAFELY




CHILDREN SHOULD
ALWAYS KEEP THEIR
HANDS AND FEET TO
THEMSELVES

WINDOW SAFETY



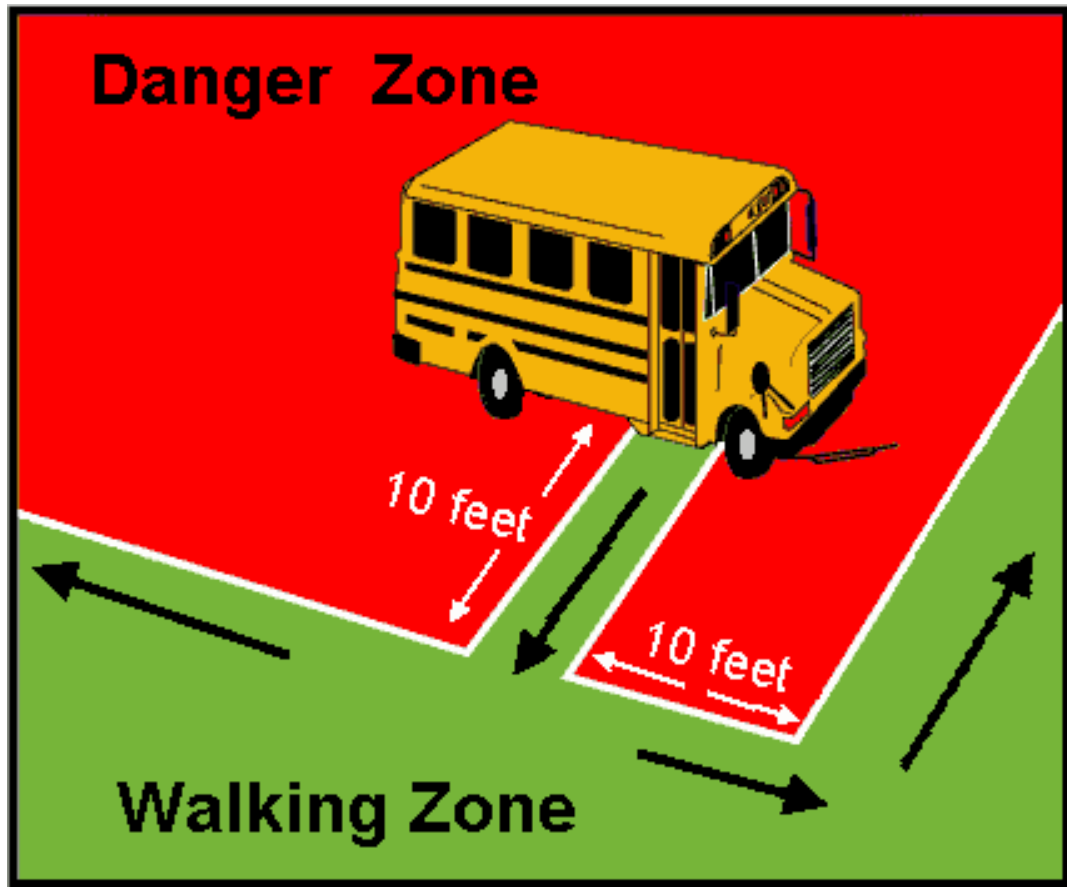
Children should never extend any body part out the bus window

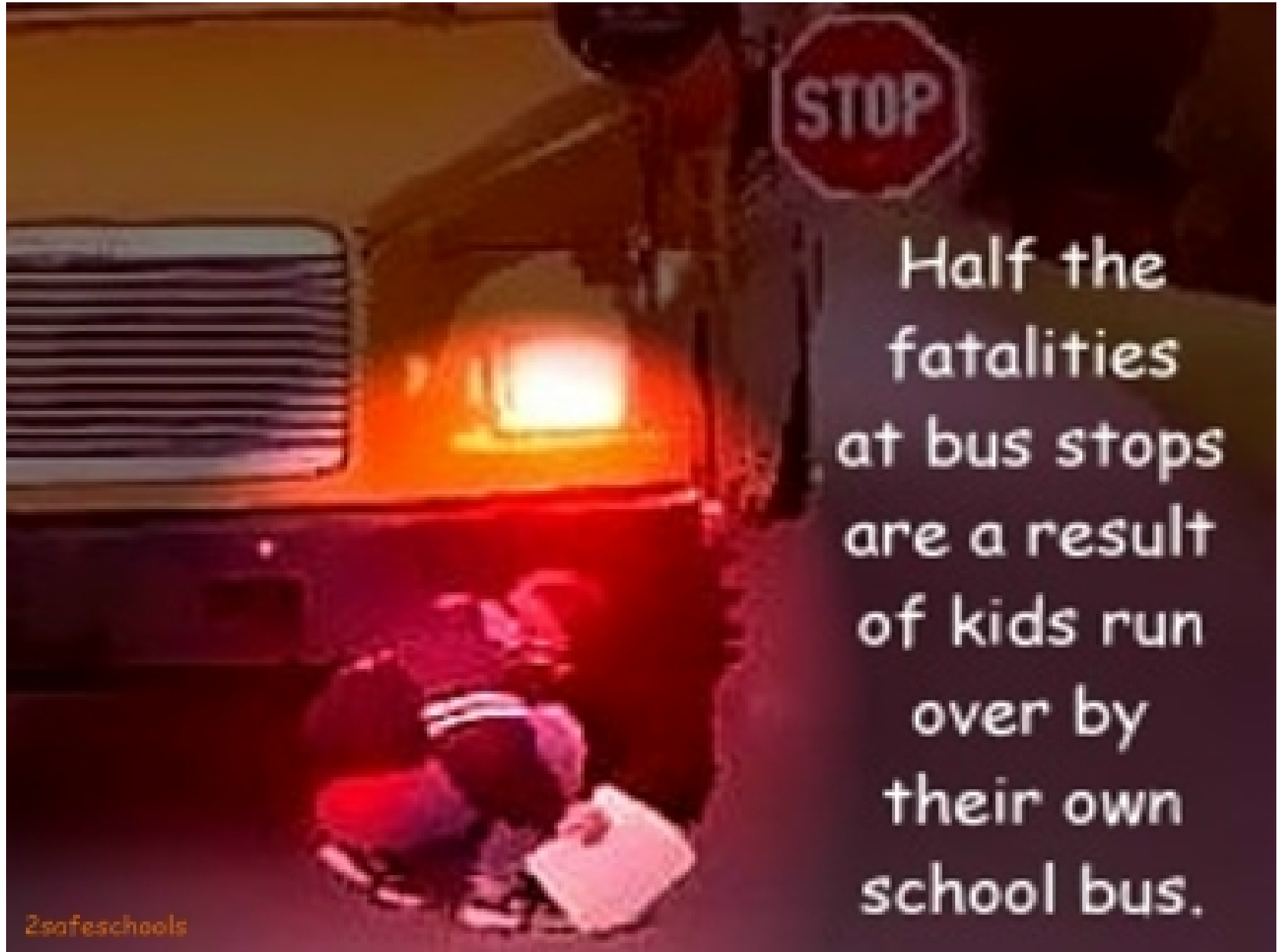
RIDING THE BUS SAFELY



PLEASE REMIND YOUR CHILD TO USE
A SOFT VOICE THAT LETS THE
DRIVER HEAR ROAD SOUNDS

WHAT IS THE DANGER ZONE?






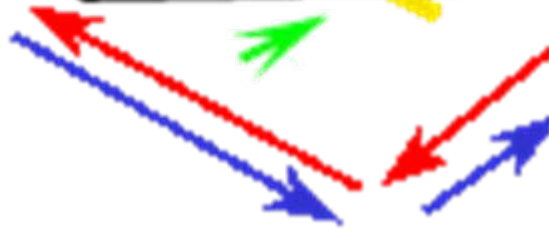
Half the fatalities at bus stops are a result of kids run over by their own school bus.

CHILDREN SHOULD NEVER GO BACK
FOR ANYTHING THEY HAVE DROPPED
OR LEFT ON THE BUS!

**TEACH THEM TO ALWAYS
TELL A GROWN-UP**



TRAIN YOUR CHILD TO WALK AROUND THE CROSSING ARM



AND TO STAY OUT OF THE

DANGER ZONE!


DANGER ZONE SAFETY



**INSTRUCT YOUR CHILD TO ALWAYS
CROSS IN VIEW OF THE DRIVER**



INSTRUCT YOUR CHILD TO ALWAYS CROSS IN VIEW OF THE DRIVER





BUS REFERRAL GUIDELINES UTILIZED BY DRIVERS

- Verbal instructions to student using the broken record technique


- Verbal warning to correct the behavior



- Seat change



- Driver speaks to student one-on-one



- Driver asks school administrator to board bus and speak to student



AUTOMATIC BUS REFERRALS

- FIGHTING



- WEAPONS

- THREATS OF VIOLENCE



- obscene gestures
- abusive and/or obscene language
- threatening gestures



AUTOMATIC BUS REFERRALS

- VERBAL ABUSE TO DRIVER or OTHER STUDENTS

- taunting
- teasing
- name calling



- PHYSICAL ABUSE TO DRIVER or OTHER STUDENTS



TRAIN YOUR CHILD TO MAKE
GOOD CHOICES & TO



ALWAYS PUT
**SAFETY
FIRST!**



Parents as Partners



IN SCHOOL BUS SAFETY



Working together works!

