



DUBLIN ELEMENTARY

January 2009

1527 Whiteford Rd., Street, MD 21154 • 410-638-3703 • 410-638-3707 fax

AT A GLANCE

FACILITY OPENED: 1916

ADDITIONS/RENOVATIONS: 1930,
1939, 1960, 1964, 1969, 1987

SCHOOL CAPACITY: 295

TOTAL ENROLLMENT: 247

CLASSROOM TEACHERS: 23

ADMINISTRATION

PRINCIPAL:

Michael C. Steeg

ASSISTANT PRINCIPAL: None

INSTRUCTIONAL FACILITATOR:

Laurie K. Ascenzi



Located in the rural countryside of Harford County, Dublin Elementary serves approximately 250 students from pre-kindergarten through fifth grade. Despite our small size, Dublin Elementary offers many services and programs. Our ReAch, Gifted and Talented, Launch, chorus and band programs offer remediation and enrichment opportunities for our students. Students can also participate in programs such as Safety Patrol, Student Council and the Patriot Program.


At Dublin Elementary, parents, students, teachers, staff members and community members all share in the responsibility of creating an environment where everyone learns and works together to...Make Dublin Proud! To insure that we achieve this vision, we intentionally:

- Provide quality instruction and use the best practices
- Value the responsibility given to us
- Maintain a safe and positive learning environment
- Use data to make informed decisions
- Strive to reach the forefront of Harford County Public Schools
- Maximize student learning and academic achievement
- Motivate students to be engaged and eager learners
- Demonstrate respect for everyone in the community

Community involvement is very important to Dublin Elementary. The school provides facilities for meetings, sporting events and serves as host for the Dublin Country Fair. Our playground offers a wonderful area for children to play.

Overall Dublin Elementary students are very successful on state-wide and county assessments. This provides them with an excellent background of knowledge and skills to continue their success in middle school.

Michael C. Steeg
Principal



Student Population Characteristics

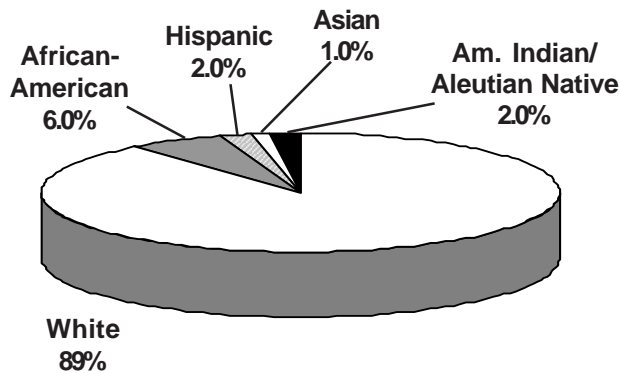
Student Enrollment	2005	2006	2007	2008	2009
Grade					
Pre-School	0	0	0	0	0
Pre-K	39	36	39	40	34
Kindergarten	35	33	38	33	27
1	30	27	37	39	36
2	33	32	29	38	41
3	36	30	36	29	42
4	45	37	31	36	30
5	50	44	40	31	37

Students Absent		2005	2006	2007	2008
< 5 days		29.4%	26.8%	32.6%	32.6%
> 20 days		9.3%	8.9%	8.1%	8.1%
Student Mobility		2005	2006	2007	2008
Entrants		10.7%	7.0%	1.0%	5.7%
Withdrawals		10.3%	7.5%	5.5%	6.2%

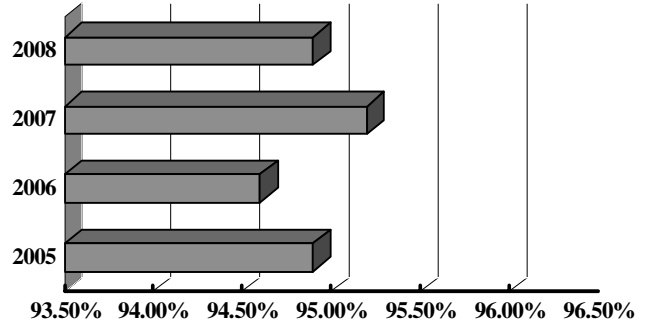
Students Receiving Special Services	2006 %	2007 %	2008 %
Free/Reduced Price Meals	23.1	23.8	21.8
Limited English Proficient	*	0	*
Special Education	14.2	13.8	18.4

*Fewer than 5 students

Student Membership by Ethnicity (2008)

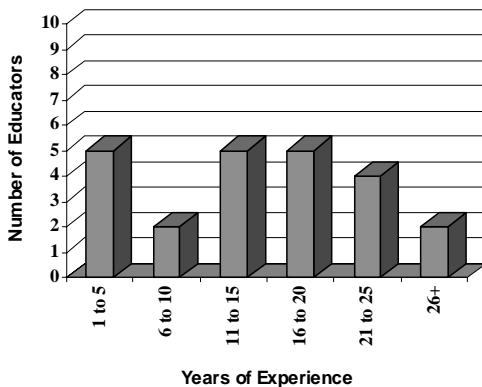


Student Attendance

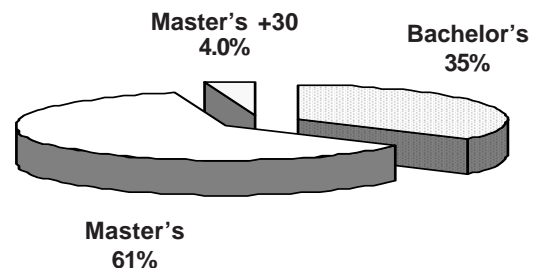


School Staff Characteristics

Professional Staff Experience

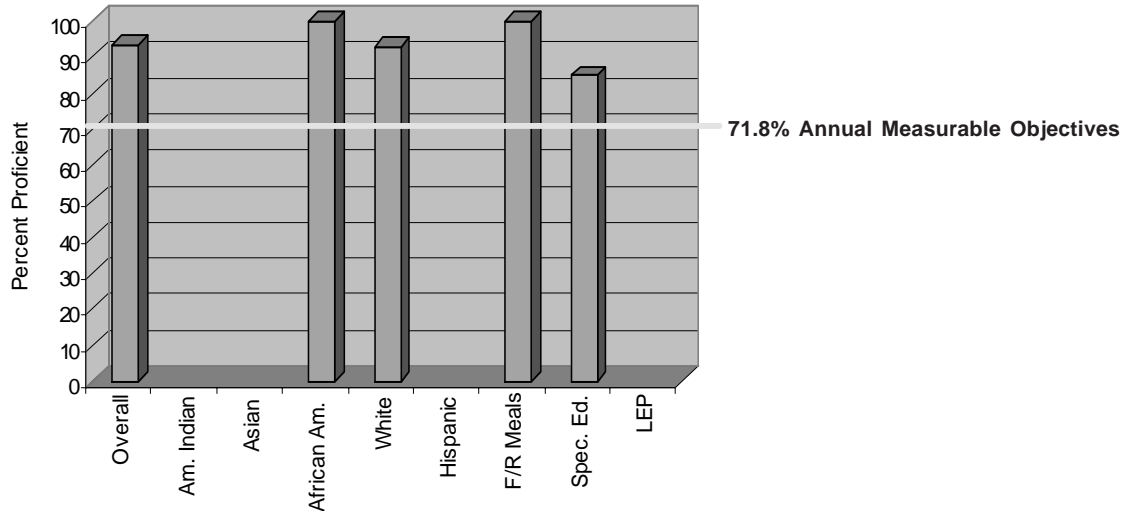


Education of Professional Staff

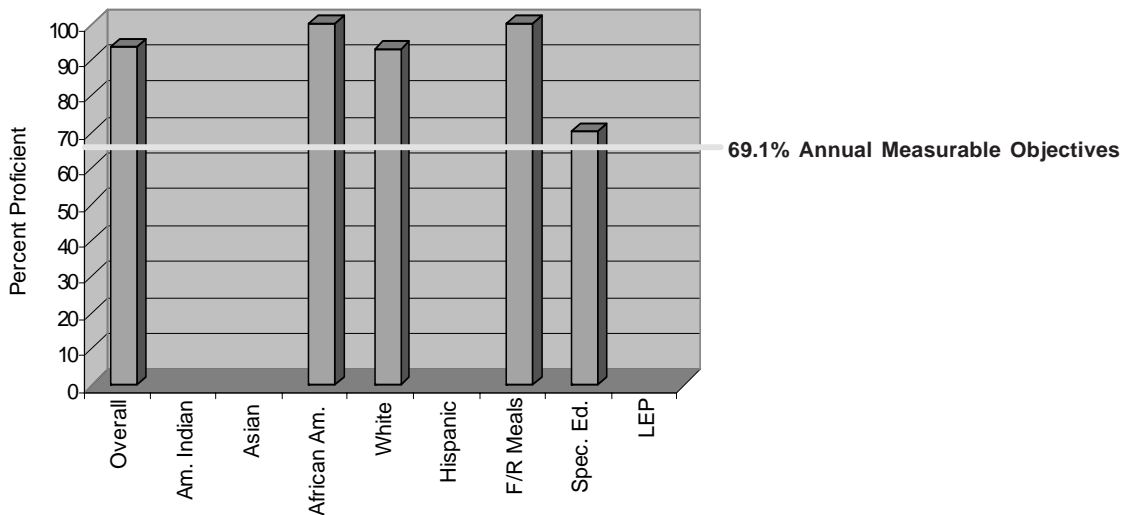


MSA Results: 2008

Reading: Grades 3, 4, and 5 Weighted Average



Mathematics: Grades 3, 4, and 5 Weighted Average



The graphs above show the percent of eligible third, fourth, and fifth grade students who performed at the proficient level on the Maryland State Assessment Reading and Mathematics tests. If a category is empty, there were too few students to monitor. For more information, go to www.msde.state.md.us, and click on 2008 Performance Report.