



C. MILTON WRIGHT HIGH

January 2009

1301 N. Fountain Green Rd., Bel Air, MD 21015 • 410-638-4110 • 410-638-4114 fax

AT A GLANCE

FACILITY OPENED: 1980

ADDITIONS/RENOVATIONS: 1996, 2003

SCHOOL CAPACITY: 1,678

TOTAL ENROLLMENT: 1,587

CLASSROOM TEACHERS: 122

ADMINISTRATION

PRINCIPAL:

Marlene A. Molter

ASSISTANT PRINCIPALS:

Daniel J. Hanzelik

Cynthia Hendrick

Michael Quigg

Pamela Zeigler

INSTRUCTIONAL FACILITATOR:

Marianne G. Chambers




WELCOME

Visitors to C. Milton Wright (CMW) High School immediately know they are in a very special place. They are greeted by friendly students, helpful teachers, courteous staff, and involved parents. They see that learning is important when talking to students who are respectful, teachers who serve as role models, and administrators who help students become responsible adults. The CMW community celebrates its students' many academic achievements, cheers for its athletes, applauds its music and drama students, and commits on a daily basis to maintain a friendly, safe environment.

Every year, C. Milton Wright students rise to the top with extraordinarily high Advanced Placement (AP) participation and an equally high percentage of AP scores of level 3, 4, and 5. The students also earn very high composite SAT scores. Classroom instruction allows every group of students to consistently exceed the targets established by state and federal governments.

There is an old-fashioned pride and spirit in C. Milton Wright and the community that reminds many of "the way things used to be" co-existing with a pride in the modern technology used in the school. This is a large school with a large heart. Again, welcome!

Marlene A. Molter
Principal



Student Population Characteristics

Student Enrollment	2005	2006	2007	2008	2009
Grade					
9	520	435	469	413	348
10	484	499	442	436	417
11	457	463	492	423	420
12	455	437	447	474	402

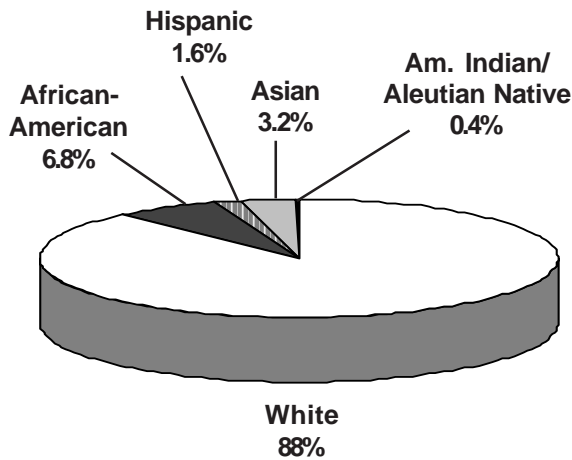
Students Absent	2005	2006	2007	2008
< 5 days	28.7%	24.5%	33.2%	33.2%
> 20 days	17.7%	18.5%	12.9%	12.9%

Student Mobility	2005	2006	2007	2008
Entrants	4.4%	4.0%	3.6%	3.2%
Withdrawals	5.7%	6.1%	6.2%	5.0%

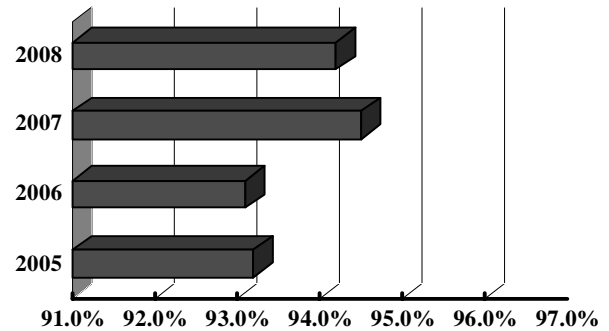
Students Receiving Special Services	2006 %	2007 %	2008 %
Free/Reduced Price Meals	5.5	6.8	8.1
Limited English Proficient	*	*	0
Special Education	13	13.6	12.4

* Fewer than 5 students

Student Membership by Ethnicity (2008)

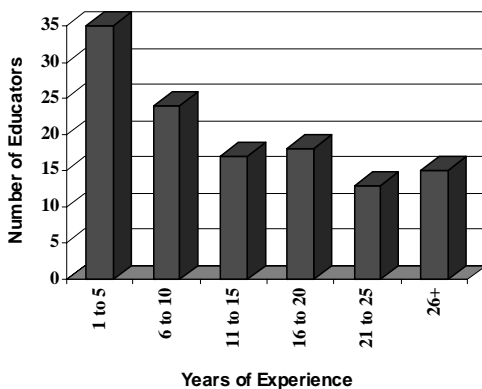


Student Attendance

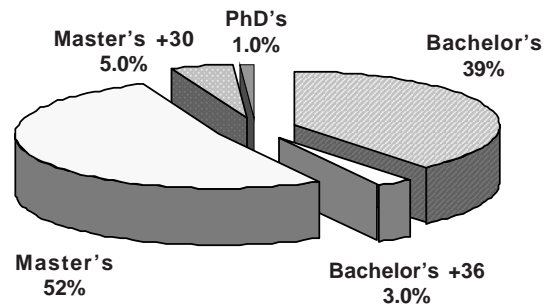


School Staff Characteristics

Professional Staff Experience



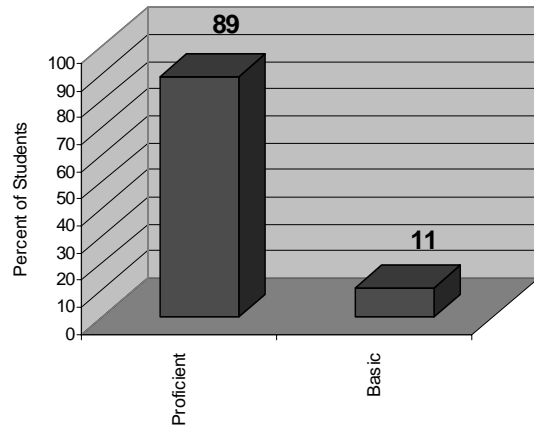
Education of Professional Staff



Post-Secondary Plans/Intentions (Class of 2008)

Plans/Intentions	#	%
Employment	24	5.3
Technical/Specialized School	5	1.1
2 year college	87	19.2
4 year college	234	51.8
Military	3	0.7
Other and no response <i>Includes those entering an apprenticeship program</i>	99	21.9

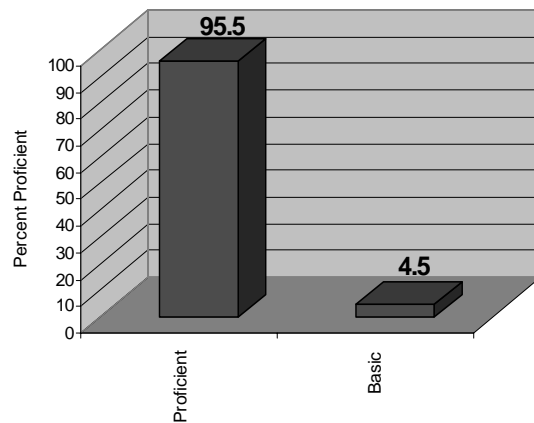
2008 English 2: Proficiency Levels



Grade Point Averages: 2008

	Number of Students	Average GPA
Grade 9	413	2.60
Grade 10	436	2.87
Grade 11	423	2.85
Grade 12	474	2.87
TOTAL Average GPA: 2.80		

2008 Algebra: Proficiency Levels



2008 High School Assessment Test Participation and Status Grade 10 All Subjects*

Test	Passing Score	% Passing
Algebra	412	97.1
English II	400	89.1
Government	396	97.3
Biology	394	91.9

*Data is as of the current school year

Average SAT Scores

	2008 Writing	2008 Math	2008 Verbal	2008 TOTAL	2007 TOTAL
C.M. Wright	504	545	521	1570	1559
Harford County	490	521	505	1516	1507
State	497	502	499	1498	1498
National	494	515	502	1511	1511