



NORTH HARFORD HIGH

January 2009

211 Pylesville Road, Pylesville, MD 21132 • 410-638-3650 • 410-638-3666 fax

AT A GLANCE

FACILITY OPENED: 1950

ADDITIONS/RENOVATIONS: 1980,
2007, 2008

SCHOOL CAPACITY: 1,603

TOTAL ENROLLMENT: 1,367

CLASSROOM TEACHERS: 101

ADMINISTRATION

PRINCIPAL:

David W. Thomas

ASSISTANT PRINCIPALS:

W. Edward Herbold

Colleen J. Kaplan

Gerard C. Mentz

INSTRUCTIONAL FACILITATOR:

Marianne G. Chambers



WELCOME

North Harford High School continues to meet the academic, social and cultural needs of our community. Located in northern Harford County, the school has been serving this agricultural community, which in recent years transitioned to a suburban-like community, for 56 years. The modernization of the building which began in April 2004, is complete and a new turf athletic field is ready for our numerous athletic teams.

We enjoy a rich tradition of academic and cultural excellence and have strengthened and continued increasing the number of academic and extra-curricular offerings to our students. Our choral music program enjoys international acclaim, recently traveled to Beijing for a pre-Olympic celebration. We offer a variety of clubs and organizations to foster student involvement and our athletic program is consistently successful in county and state competition.

North Harford High continues to develop special programs to ease the transition from eighth to ninth grade. Our ninth grade transition program teams a select group of teachers to focus on the needs of ninth grade students.

The North Harford Professional Learning Community is committed to fostering improved student achievement and a sense of self worth and belonging to our entire school family. Our parent groups include PTSA, Booster Club, Endzone Club, Art Guild Parents, choral parents, band parents, and parent/community advisory group. In addition, parents are very involved in activities such as homecoming, musical activities and graduation. The school and community are dedicated to being active and involved in the life of our students as we prepare them for life after high school.

David W. Thomas
Principal



Student Population Characteristics


Student Enrollment	2005	2006	2007	2008	2009
Grade					
9	417	368	360	359	377
10	381	388	340	352	321
11	329	371	373	323	341
12	322	318	364	351	328

Students Absent	2005	2006	2007	2008
< 5 days	25.8%	27%	33.9%	33.9%
> 20 days	17.4%	15.6%	13.2%	13.2%
Student Mobility				
Entrants	3.8%	3.9%	3.1%	3.9%
Withdrawals	7.0%	7.1%	5.5%	6.7%

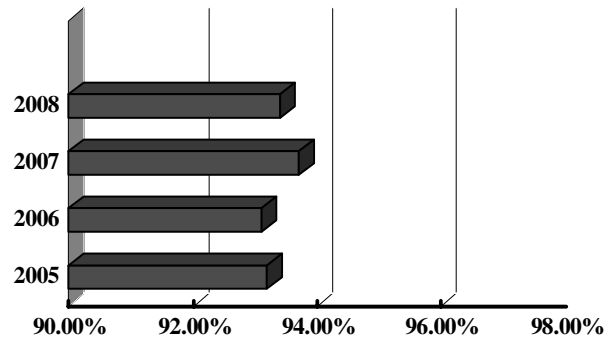
Students Receiving Special Services	2006 %	2007 %	2008 %
Free/Reduced Price Meals	9.0	10.2	9.8
Limited English Proficient	*	*	0
Special Education	12.1	10.6	10.3

*Fewer than 5 students

Student Membership by Ethnicity (2008)

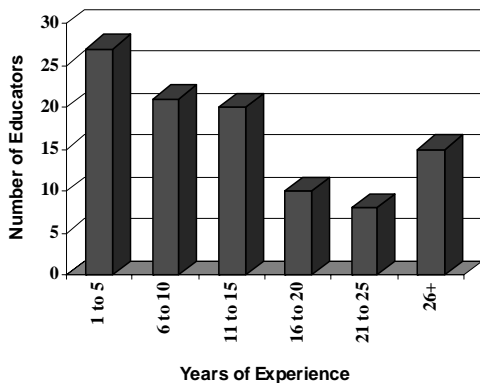


Student Attendance

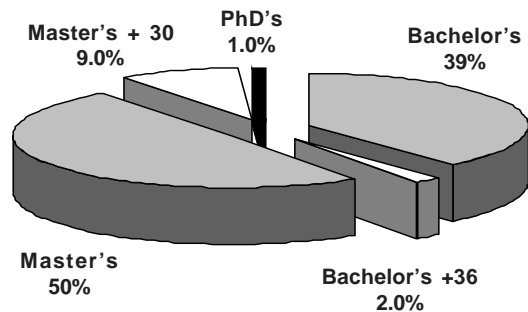


School Staff Characteristics

Professional Staff Experience



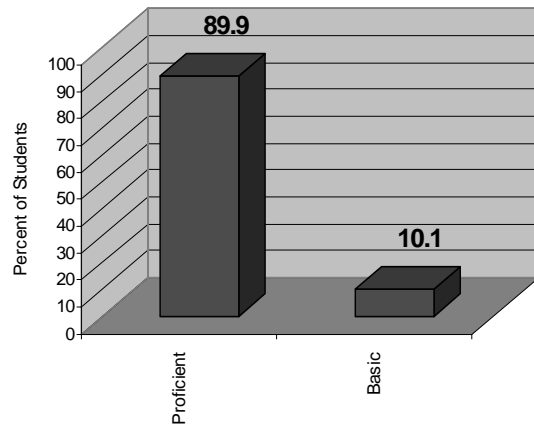
Education of Professional Staff



Post-Secondary Plans/Intentions (Class of 2008)

Plans/Intentions	#	%
Employment	33	9.8
Technical/Specialized School	9	2.7
2 year college	84	25
4 year college	132	39.3
Military	13	3.9
Other and no response <i>Includes those entering full- or part-time employment, plus school</i>	65	19.3

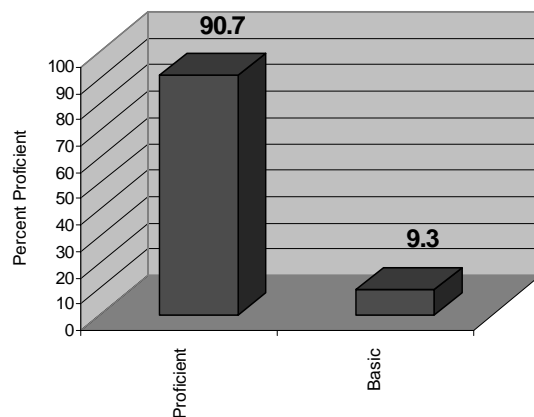
2008 English II: Proficiency Levels



Grade Point Averages: 2008

	Number of Students	Average GPA
Grade 9	359	2.48
Grade 10	352	2.64
Grade 11	323	2.65
Grade 12	351	2.74
TOTAL Average GPA: 2.63		

2008 Algebra: Proficiency Levels



2008 High School Assessment Test Participation and Status Grade 10 All Subjects*

Test	Passing Score	% Passing
Algebra	412	90.2
English II	400	78.0
Government	396	91.5
Biology	394	89.7

*Data is as of the current school year

Average SAT Scores

	2008 Writing	2008 Math	2008 Verbal	2008 TOTAL	2007 TOTAL
North Harford	496	524	509	1529	1523
Harford County	490	521	505	1516	1507
State	497	502	499	1498	1498
National	494	515	502	1511	1511