



MAGNOLIA MIDDLE

January 2009

299 Fort Hoyle Road, Joppa, MD 21085 • 410-612-1525 • 410-612-1598 fax

AT A GLANCE

FACILITY OPENED: 1979

ADDITIONS/RENOVATIONS: 1993, 2001

SCHOOL CAPACITY: 1,073

TOTAL ENROLLMENT: 785

CLASSROOM TEACHERS: 73

ADMINISTRATION

PRINCIPAL:

Joseph A. Mascari, III

ASSISTANT PRINCIPALS:

James L. Fulton, Jr.

Randy Geyer

Toni L. Sawyer

INSTRUCTIONAL FACILITATOR:

Kim Adkins



WELCOME

As an award winning 2008 PBIS Maryland Banner School and a Character Education School of Excellence, Magnolia Middle School is dedicated to providing a challenging, rigorous, and well-rounded educational program for all students. Opportunities for all students abound to challenge even the most gifted students both in and out of the classroom. All students take part in a school-wide program that emphasizes organization and study skills, and character building in classroom instruction. The MMS instructional program is centered around the "teaming concept" where teams of approximately 90-100 students are taught by an interdisciplinary team of teachers who work together to meet individual learning needs of their students. Students receive instruction in their content areas for seventy-five percent of the school day in a flexible schedule where each core subject is taught for approximately one hour per day. During "Viking" time students take part in remediation, enrichment, service learning, and other activities to support learning and promote student success and achievement focused around reading, writing, and math skills. Rounding out their instructional program, students also receive forty-five minutes of instruction in physical education and special areas that include Art, Music, Computers, Health, and Family and Consumer Sciences in 7 week rotations during the year. Extra-curricular opportunities for students include the Maryland Engineering Challenge group, as well as Destination Imagination, Yearbook, Literary Magazine, STARS, School Newspaper, Future Teachers of America, Drama Programs, as well as Intramurals to name just a few of the extracurricular programs for students. The "Boys *ii* to Men" Program, under the leadership of Pastor Al Reeves, which received the 2008 Martin Luther King "Champion of Courage" Award, flourishes by providing mentoring and opportunities for our male students. With extensive community activities scheduled every day of the week throughout the year, Magnolia Middle School is situated on over 69 acres of beautiful grounds and with an Olympic-sized swimming pool. Magnolia Middle School is truly a community school supported by an active PTA and Parent Advisory Committee that supports the students and staff with a wide variety of student activities throughout the year that focuses on increasing family and community involvement in our school. The school motto, "You Make It Happen" is reflected in the commitment of the talented Magnolia Middle staff and with the support of the magnificent Magnolia community. Our staff is resolute in our efforts to make our school's vision a reality in making Magnolia Middle School, *a place where everyone works collaboratively and cohesively in order to be recognized, by all, as a school of excellence.*

Joe Mascari
Principal



Student Population Characteristics

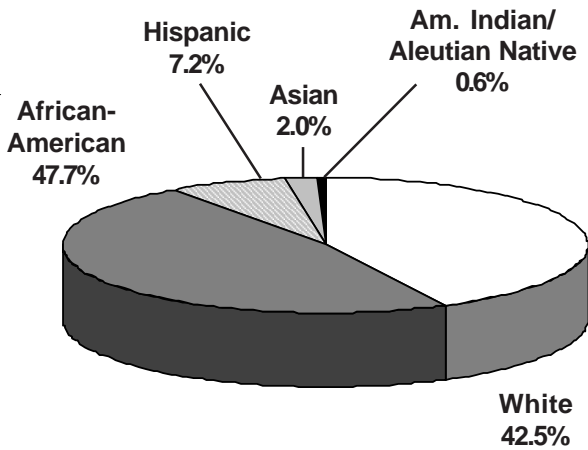
Student Enrollment	2005	2006	2007	2008	2009
Grade					
6	312	327	269	301	227
7	286	303	312	273	287
8	315	286	288	300	271

Students Absent	2005	2006	2007	2008
< 5 days	28.9%	32.4%	34.1%	34.1%
> 20 days	16.6%	13.9%	14.1%	14.1%

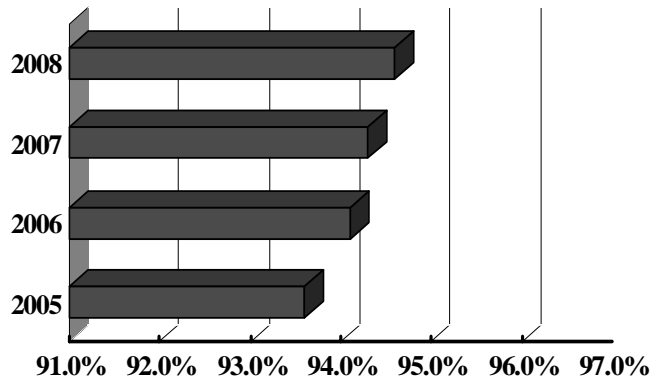
Student Mobility	2005	2006	2007	2008
Entrants	13.6%	11.1%	12.9%	13.8%
Withdrawals	14.1%	8.5%	11.8%	12.9%

Students Receiving Special Services	2006 %	2007 %	2008 %
Free/Reduced Price Meals	48.5	43.5	44.8
Limited English Proficient	0.7	1.4	2.7
Special Education	13.4	13.5	18.6

Student Membership by Ethnicity (2008)

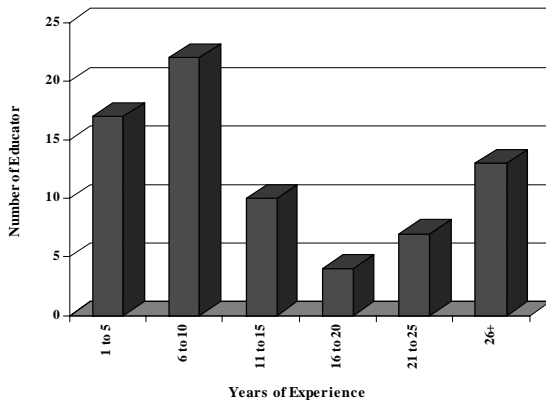


Student Attendance

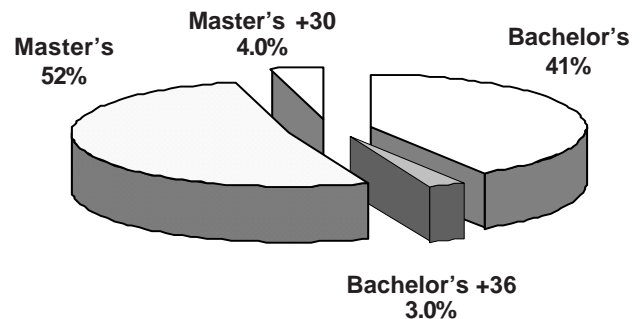


School Staff Characteristics

Professional Staff Experience

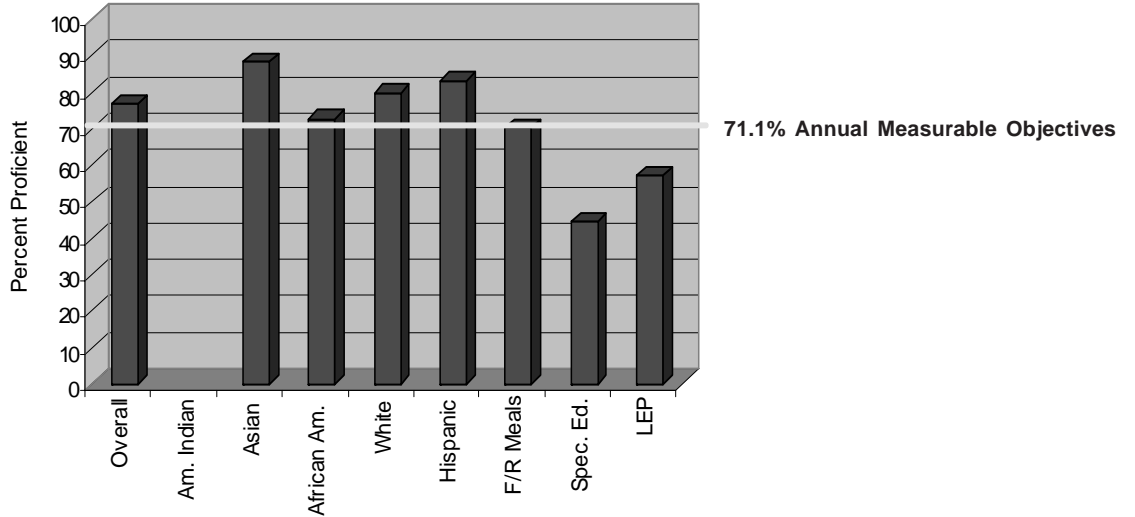


Education of Professional Staff

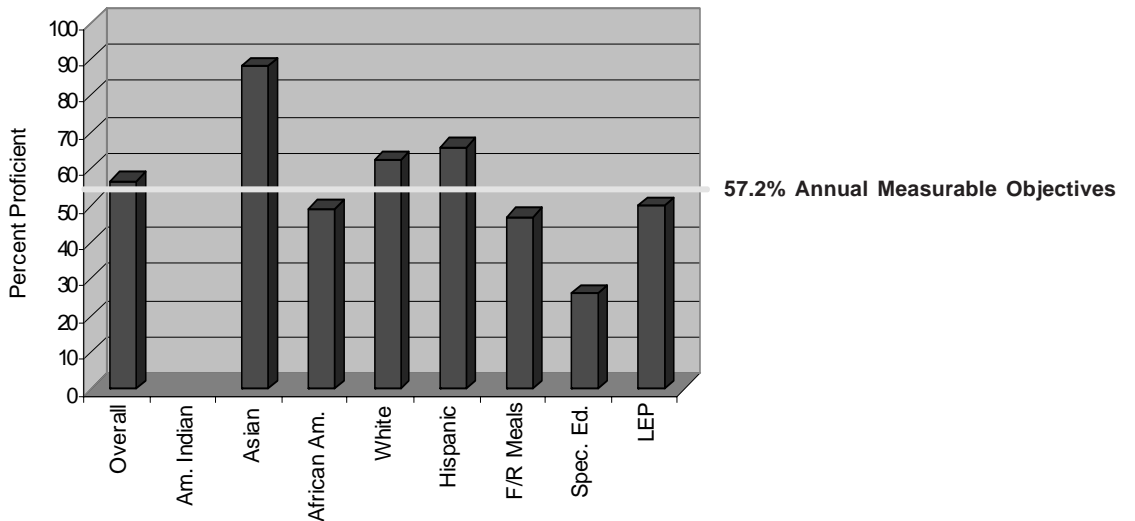


MSA Results: 2008

Reading: Grades 6, 7, and 8 Weighted Average



Mathematics: Grade 8 Weighted Average



The graphs above show the percent of eligible sixth, seventh, and eighth grade students who performed at the proficient level on the Maryland State Assessment Reading and Mathematics tests. If a category is empty, there were too few students to monitor. For more information, go to www.msde.state.md.us, and click on 2008 Performance Report.