



CHURCH CREEK ELEMENTARY

January 2009

4299 Church Creek Rd., Belcamp, MD 21017 • 410-273-5550 • 410-273-5558 fax

AT A GLANCE

FACILITY OPENED: 1994

ADDITIONS/RENOVATIONS: 2003

SCHOOL CAPACITY: 789

TOTAL ENROLLMENT: 743

CLASSROOM TEACHERS: 54

ADMINISTRATION

PRINCIPAL:

Kim Spence

ASSISTANT PRINCIPAL:

Jacob J. Little

INSTRUCTIONAL FACILITATOR:

Nancy D. Harkins




WELCOME

Church Creek Elementary is a dynamic and exciting place for students to learn. A community school, our physical facility consists of the original building that opened in 1994 and an addition that opened in 2002. We currently house a half-day Pre-Kindergarten program for qualifying four year olds, seven full-day Kindergarten classes, and five to seven classrooms for each grade level in Grades 1-5. Closed space grade level classrooms are typically clustered into grade level pods around a large common area.

The staff at Church Creek is child-centered and sets high expectations for student achievement. The teachers work hard to get to know each student as an individual and to address individual learning needs. They are assisted in this effort by our staff of Special Educators, our ReAch personnel, and our itinerant Gifted and Talented teacher. Our special area staff is adept at helping to identify the unique talents and learning styles of each of our students. Technological support is facilitated by a 30-station computer lab for school-wide use and the placement of at least one PC in each classroom. Our School Improvement Plan outlines strategies to help the school continue to exceed annual state targets for student achievement in reading and math.

The students at Church Creek are engaged learners. Our school-wide philosophy encourages all school citizens to set high expectations for achievement and to promote a culture focused upon respect, responsibility, safety, and everyone's right to learn. Students take pride in their academic achievement and you will always see examples of outstanding student work on display in our hallways and classrooms. The school is supported in its efforts by an active PTA and a strong corps of parent volunteers. We are proud of our school and the partnerships that keep it strong.

Kim Spence
Principal



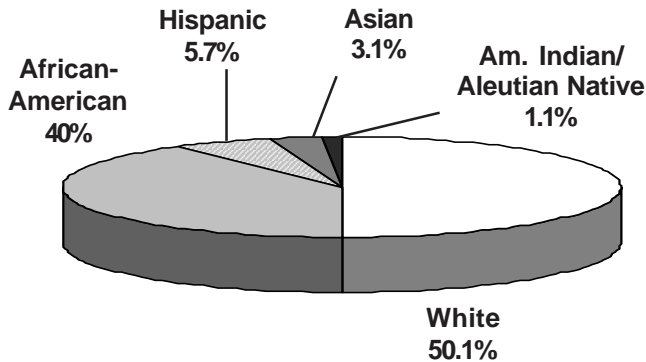
Student Population Characteristics

Student Enrollment	2005	2006	2007	2008	2009
Grade					
Pre-School	0	0	0	0	0
Pre-K	40	41	40	41	40
Kindergarten	129	135	108	112	147
1	101	114	130	109	118
2	138	101	111	120	117
3	111	154	102	106	121
4	112	118	142	112	96
5	125	115	122	136	104

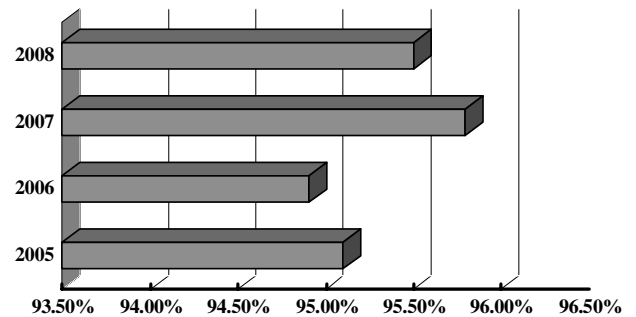
Students Absent				
< 5 days	33.4%	30.6%	40%	40%
> 20 days	6.7%	5.5%	4.3%	4.3%
Student Mobility				
Entrants	11.8%	12.1%	11.4%	12.9%
Withdrawals	10.6%	13%	10%	10.3%

Students Receiving Special Services	2006 %	2007 %	2008 %
Free/Reduced Price Meals	31.8	30.9	31.4
Limited English Proficient	1.6	2.6	2.2
Special Education	13.6	13.7	14.4

Student Membership by Ethnicity (2008)

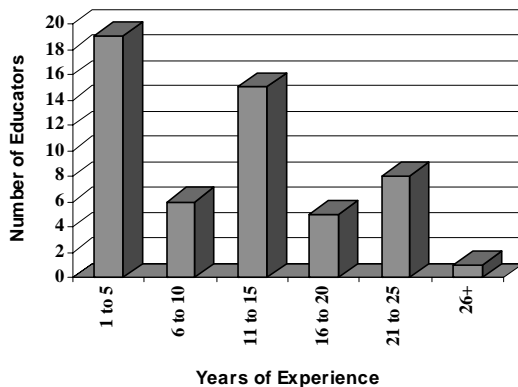


Student Attendance

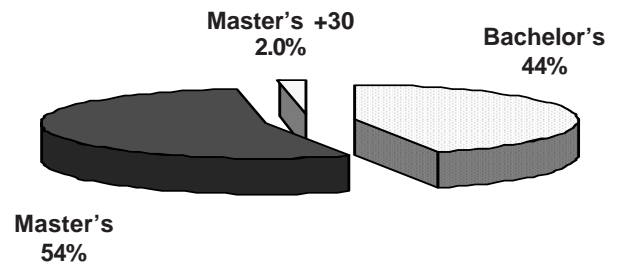


School Staff Characteristics

Professional Staff Experience

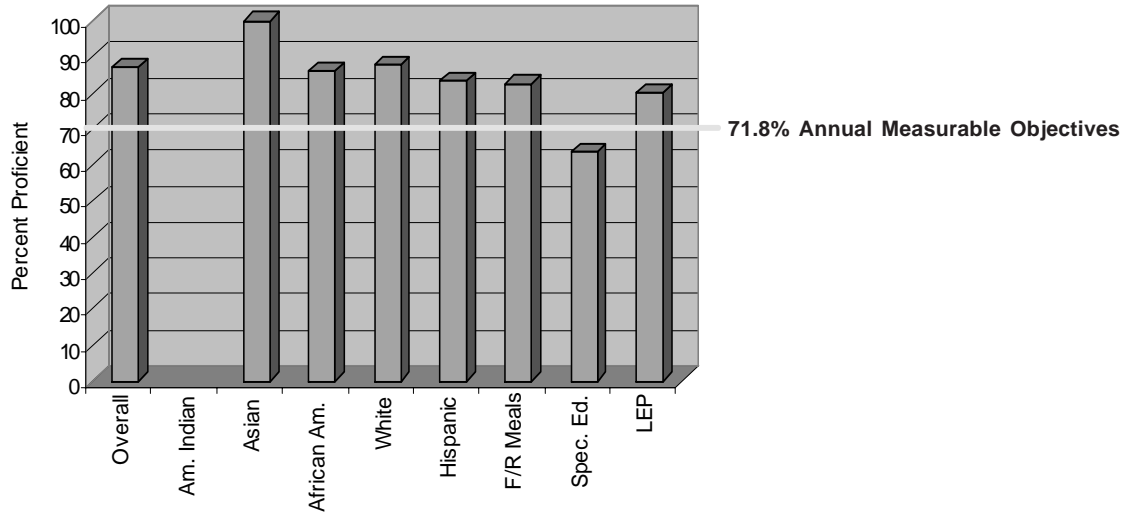


Education of Professional Staff

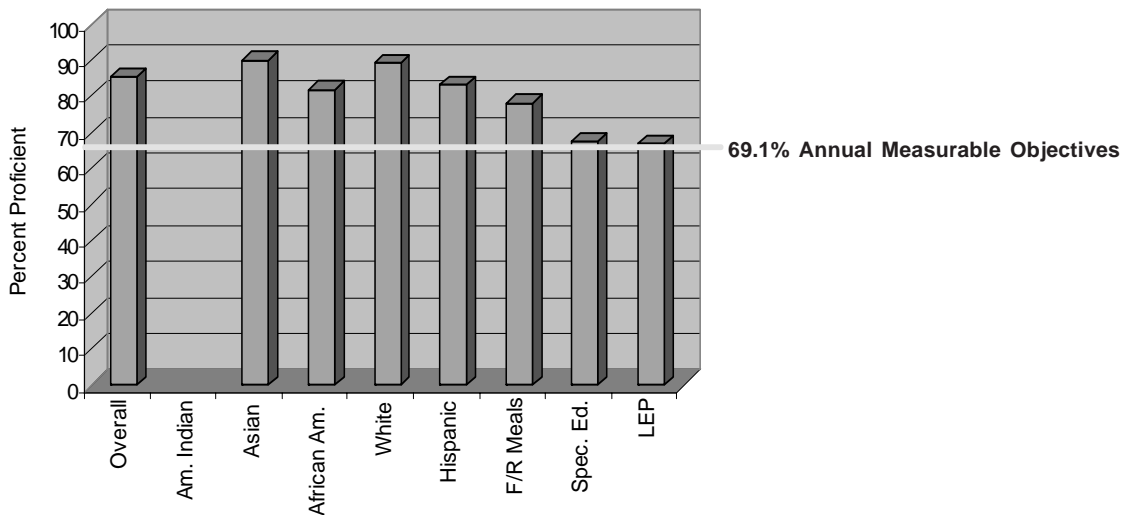


MSA Results: 2008

Reading: Grades 3, 4, and 5 Weighted Average



Mathematics: Grades 3, 4, and 5 Weighted Average



The graphs above show the percent of eligible third, fourth, and fifth grade students who performed at the proficient level on the Maryland State Assessment Reading and Mathematics tests. If a category is empty, there were too few students to monitor. For more information, go to www.msde.state.md.us, and click on 2008 Performance Report.