



HOMESTEAD-WAKEFIELD ELEMENTARY

January 2009

900 South Main Street, Bel Air, MD 21014 • 410-638-4175 • 410-638-4319 fax

AT A GLANCE

FACILITY OPENED: 1958/1966
ADDITIONS/RENOVATIONS: 1996, 1997
SCHOOL CAPACITY: 907
TOTAL ENROLLMENT: 905
CLASSROOM TEACHERS: 80

ADMINISTRATION

PRINCIPAL:

Dale H. Hunsinger

ASSISTANT PRINCIPAL:

Eric A. Laughlin

Dyann R. Mack

INSTRUCTIONAL FACILITATOR:

Marc D. Hamilton



WELCOME

For 50 years, Homestead-Wakefield Elementary School has been successfully serving the children and families in and around Bel Air, Maryland. Currently, there are close to 1,000 students attending our school, which is made up of three buildings – Kindergarten building, Wakefield building, and Homestead Building. In recent years, we have been identified as one of the three largest elementary schools in Maryland.

Everyone at HWES strongly believes in our schools mission statement – “To nurture and inspire learning in an environment that promotes acceptance of everyone in our school community.”


Assessments continue to show outstanding student achievement with CTBS, DRP, and KPA tests. Since the inception of MSPAP there have been outstanding attendance and promotion rates with scores improving each year.

Parental involvement is outstanding at Homestead-Wakefield Elementary. Our PTA is very active and has formed a strong partnership with our school staff. Through this organization, our school receives support – financially, in the classroom, politically, and morally.

We have completed our ninth successful year as a Professional Development School for teacher training with Stevenson University. Many benefits are gained through this partnership and the teacher candidates that join us gain experience and great training in return. Homestead-Wakefield Elementary also serves as a Special Education/Early Intervention center and has a Pre-Kindergarten program.

At Homestead-Wakefield Elementary we will continue to DREAM, LEARN and SUCCEED as we try to provide the best education for all students.

Dale H. Hunsinger
Principal



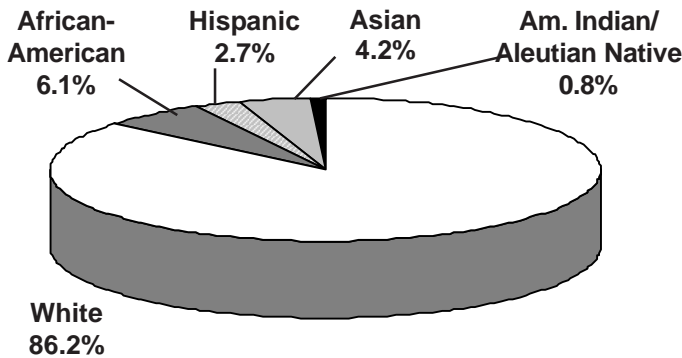
Student Population Characteristics

Student Enrollment	2005	2006	2007	2008	2009
Grade					
Pre-School	19	11	11	10	14
Pre-K	36	30	36	36	36
Kindergarten	126	154	146	137	127
1	139	127	150	135	142
2	160	145	128	158	133
3	152	161	147	132	170
4	171	150	157	149	133
5	167	180	159	162	150

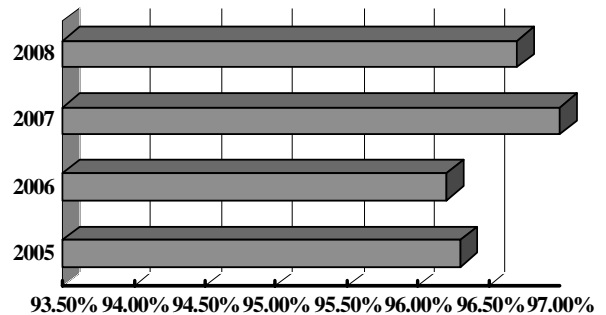
Students Absent				
< 5 days	44.1%	41.4%	53.1%	53.1%
> 20 days	3.3%	3.4%	1.9%	1.9%
Student Mobility				
Entrants	6.4%	3.2%	3.6%	3.6%
Withdrawals	5.1%	2.4%	3.4%	3.7%

Students Receiving Special Services	2006 %	2007 %	2008 %
Free/Reduced Price Meals	8.3	9.5	9.8
Limited English Proficient	1.5	2.1	3.0
Special Education	18.4	17.9	16.5

Student Membership by Ethnicity (2008)

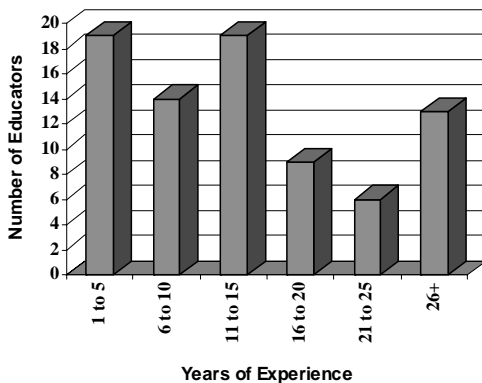


Student Attendance

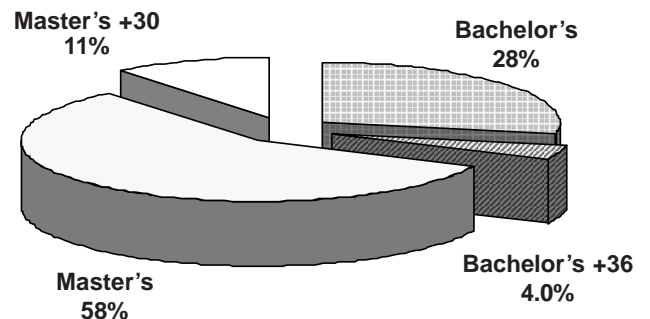


School Staff Characteristics

Professional Staff Experience

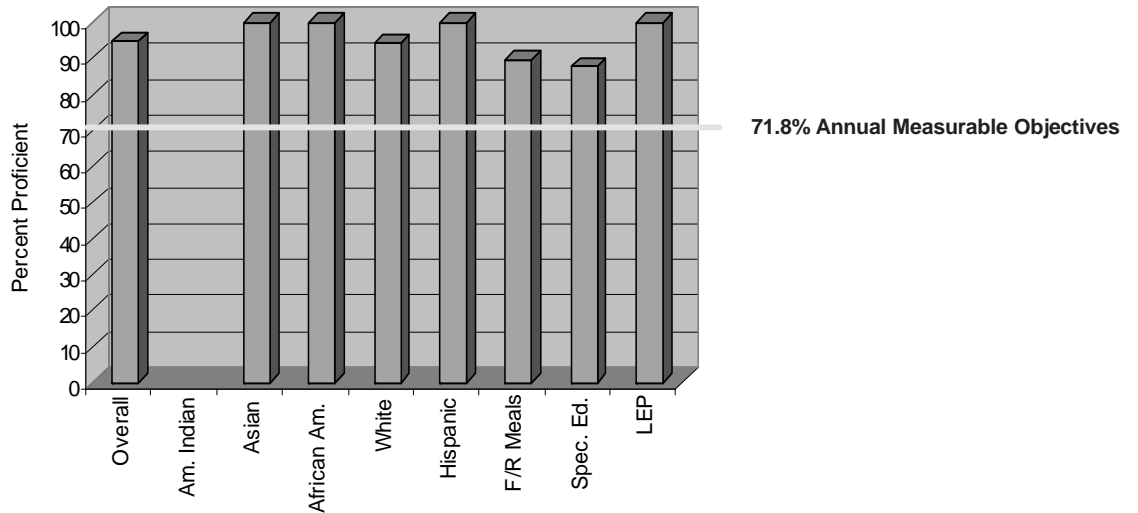


Education of Professional Staff

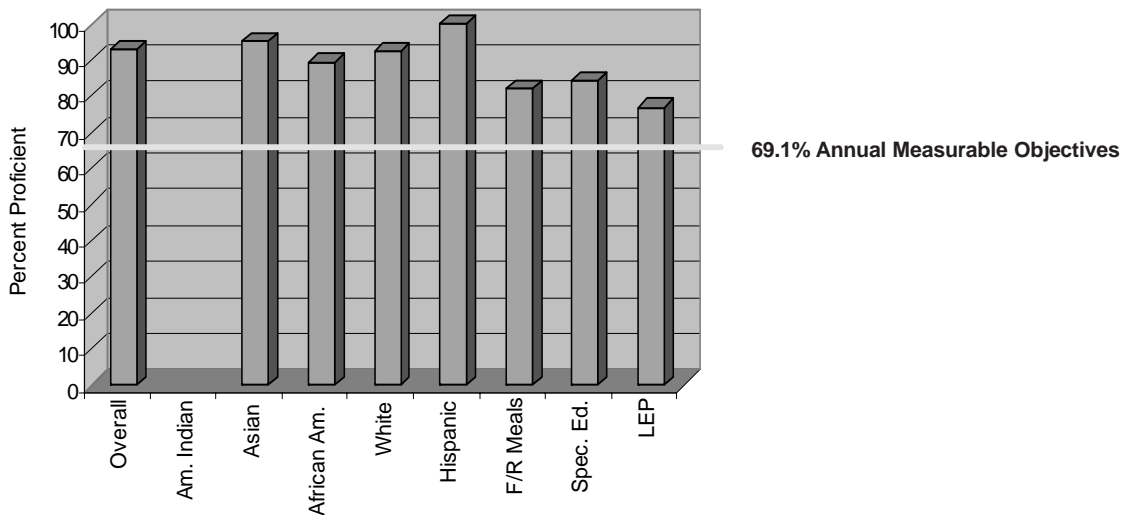


MSA Results: 2008

Reading: Grades 3, 4, and 5 Weighted Average



Mathematics: Grades 3, 4, and 5 Weighted Average



The graphs above show the percent of eligible third, fourth, and fifth grade students who performed at the proficient level on the Maryland State Assessment Reading and Mathematics tests. If a category is empty, there were too few students to monitor. For more information, go to www.msde.state.md.us, and click on 2008 Performance Report.