



# NORTH HARFORD ELEMENTARY

January 2009

120 Pylesville Road, Pylesville, MD 21132 • 410-638-3670 • 410-638-3675 fax

## AT A GLANCE

**FACILITY OPENED:** 1984

**ADDITIONS/RENOVATIONS:** 2000

**SCHOOL CAPACITY:** 487

**TOTAL ENROLLMENT:** 469

**CLASSROOM TEACHERS:** 35

## ADMINISTRATION

### PRINCIPAL:

Francis M. Haslup

### ASSISTANT PRINCIPAL:

Eileen M. Ervine

### INSTRUCTIONAL FACILITATOR:

Cheryl G. Monk



## WELCOME

North Harford Elementary School is nestled in northern Harford County between North Harford Middle School to our right and North Harford High School to our left. These three schools make up the North Harford Schools' campus and work very closely with each other. North Harford Elementary has successfully served the families in this region for 23 years. Our students work on the three Cs of learning: they all know that they are *capable*, they all know that they are *contributing* to their future, and they all know that they are the *connection* between school and home.

North Harford Elementary staff, students, and parents are committed to providing an inviting, supportive, challenging and fun school environment. A dedicated staff, students who are committed to learning, a supportive PTA, and an extensive parent volunteer program (averaging over 50,000 volunteer hours) all contribute to valuable learning opportunities. Student Achievement is the heart of our school improvement plan with a focus on reading and math. We have created Professional Learning Communities to address the focus areas of our school improvement plan.

We provide a well-rounded program of which we are very proud. We have a 30-station computer lab, 32-member orchestra, 65-member band, 125-member Eagle chorus, and a 14-member Treble Singers group.

The vision of the NHES community is "Soaring on the Wings of Success with Safety, Respect and Achievement for All." The mission of the NHES community is to provide opportunities for all students to acquire the skills and knowledge to achieve to their highest potential in a safe and respectful environment.

*Frances M. Haslup*  
Principal



# Student Population Characteristics

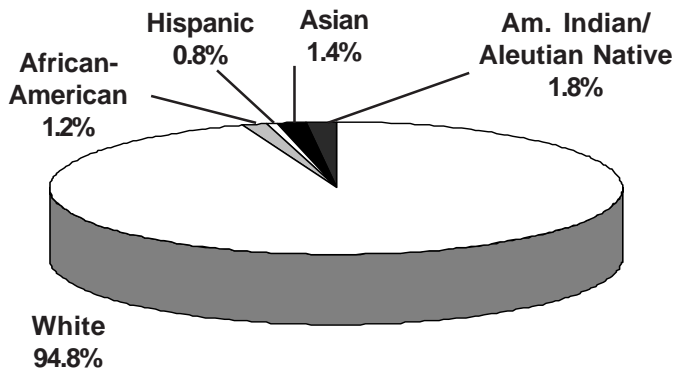
Student Enrollment	2005	2006	2007	2008	2009
Grade					
Pre-School	0	0	0	0	0
Pre-K	40	40	40	40	40
Kindergarten	73	76	57	79	67
1	70	84	81	60	77
2	79	69	81	82	57
3	98	89	75	79	78
4	89	97	85	75	76
5	85	96	99	87	74

Students Absent		2005	2006	2007	2008
< 5 days		40.3%	28%	45.7%	45.7%
> 20 days		4.3%	6.8%	3.5%	3.5%
Student Mobility		2005	2006	2007	2008
Entrants		4.8%	6.1%	2.4%	4.4%
Withdrawals		3.8%	5.9%	3.8%	2.5%

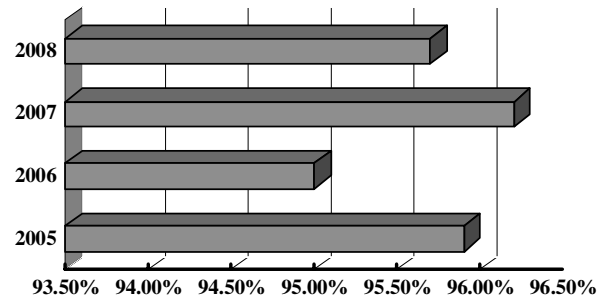
Students Receiving Special Services	2006 %	2007 %	2008 %
Free/Reduced Price Meals	16.5	19	20
Limited English Proficient	0	0	0
Special Education	15.8	9.8	13.6

\*Fewer than 5 students

## Student Membership by Ethnicity (2008)

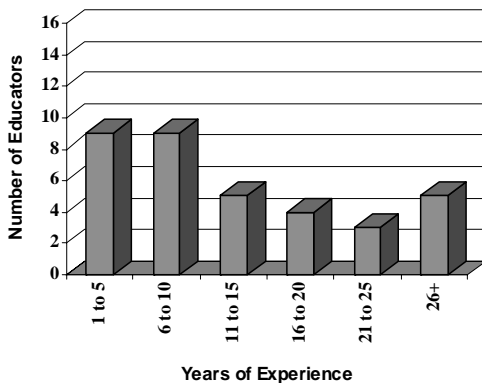


## Student Attendance

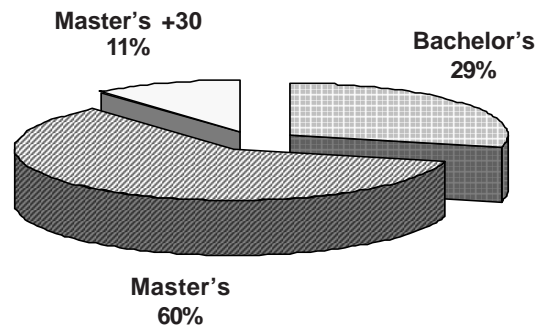


# School Staff Characteristics

## Professional Staff Experience

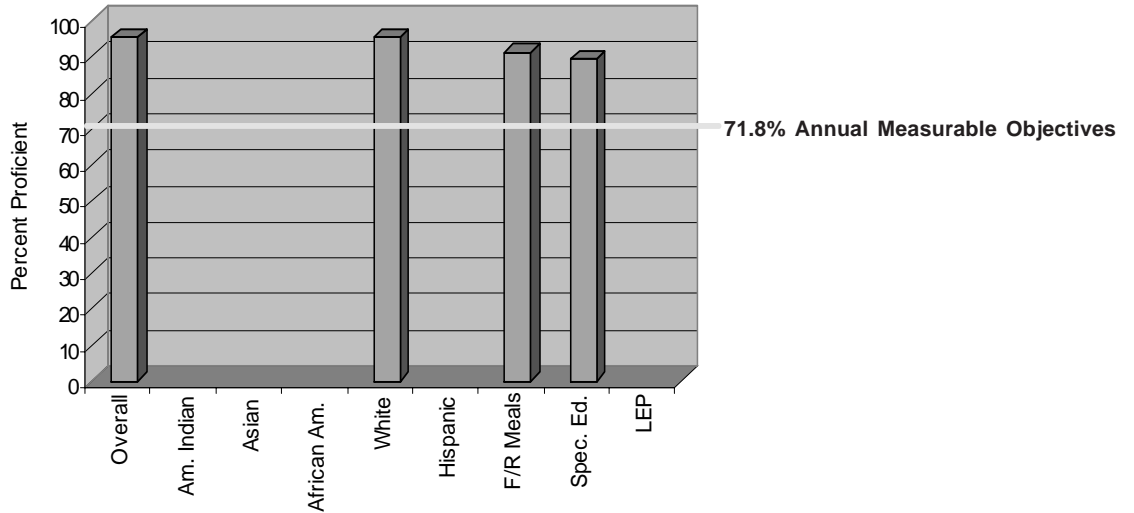


## Education of Professional Staff

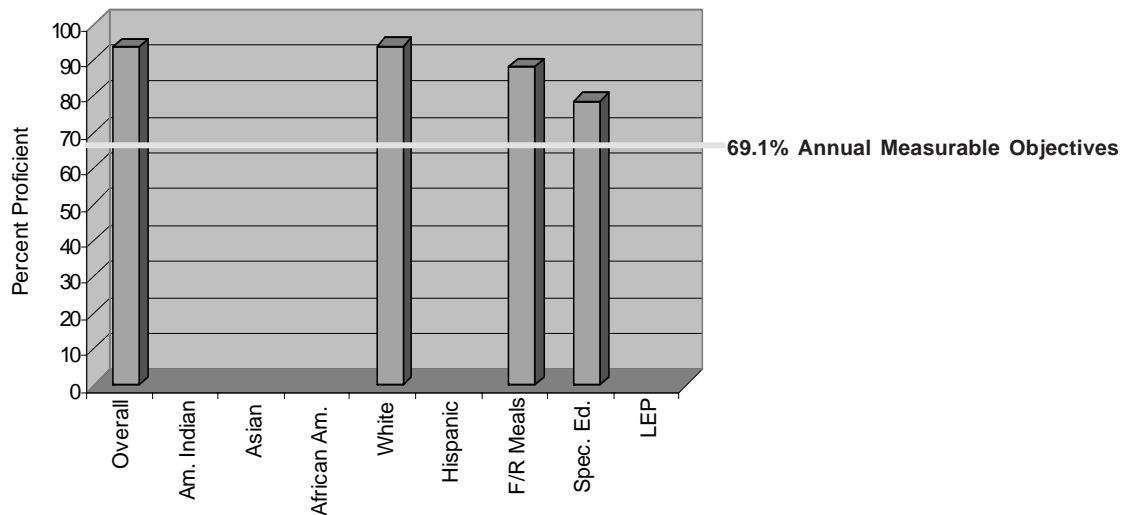


## MSA Results: 2008

### Reading: Grades 3, 4, and 5 Weighted Average



### Mathematics: Grades 3, 4, and 5 Weighted Average



*The graphs above show the percent of eligible third, fourth, and fifth grade students who performed at the proficient level on the Maryland State Assessment Reading and Mathematics tests. If a category is empty, there were too few students to monitor. For more information, go to [www.msde.state.md.us](http://www.msde.state.md.us), and click on 2008 Performance Report.*