



RIVERSIDE ELEMENTARY

January 2009

211 Stillmeadow Drive, Joppa, MD 21085 • 410-612-1560 • 410-612-1559 fax

AT A GLANCE

FACILITY OPENED: 1968

ADDITIONS/RENOVATIONS: 1970, 1995

SCHOOL CAPACITY: 522

TOTAL ENROLLMENT: 504

CLASSROOM TEACHERS: 44

ADMINISTRATION

PRINCIPAL:

Creighton P. Leizear

ASSISTANT PRINCIPAL:

Kimberly J. Kron

INSTRUCTIONAL FACILITATOR:

Nancy D. Harkins



WELCOME

Riverside Elementary School has successfully served the children and families of the Joppatowne area in southern Harford County for over 30 years. Cooperatively and collaboratively, students, school staff, families, and community members work together to accomplish our mission to *“develop students who are lifelong learners and tomorrow’s leaders of a global society.”*


The Riverside Elementary staff is committed to providing a nurturing, child-centered, encouraging, and challenging environment for our children to learn, grow, and achieve academic success. Highly accomplished educators, support staff, and volunteers are genuinely focused on student needs. Our children, who are excited about learning, are the key components for our success.

The cornerstone of our academic program is our school improvement plan that focuses on student achievement. Major goals include continuous improvement in language arts, mathematics, reduction in the minority achievement gap, and maintaining our positive citizen behaviors.

We are proud of our well-rounded program that includes opportunities for our students to extend their talents and interests in art, showcased by our Spring Arts Festival and a strong vocal and instrumental music program where our students have the opportunity to share their talents during winter and spring concerts. We are supported by an outstanding school enrichment program, as well as a very child-centered special education program.

As our school motto states, *“we are busy beavers building a bright future,”* and this is reflected in all that we do.

Creighton P. Leizear
Principal



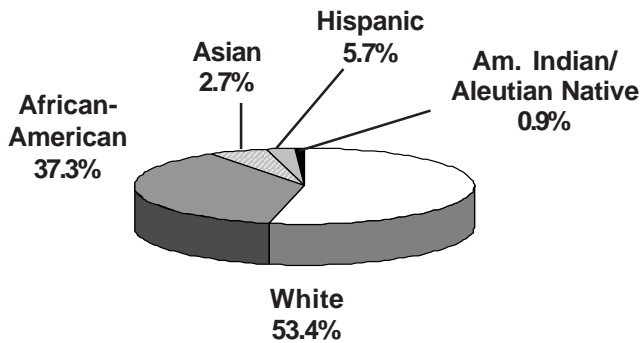
Student Population Characteristics

Student Enrollment	2005	2006	2007	2008	2009
Grade					
Pre-School	0	0	0	0	0
Pre-K	40	40	40	37	40
Kindergarten	68	77	77	85	74
1	83	75	75	77	78
2	86	84	77	77	77
3	102	95	91	78	71
4	84	102	97	93	73
5	97	81	111	100	91

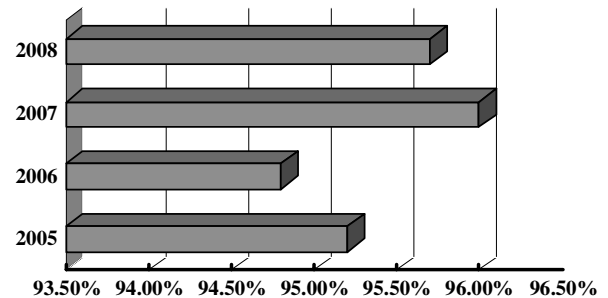
Students Absent		2005	2006	2007	2008
< 5 days		35.5%	27.9%	41.9%	41.9%
> 20 days		6.8%	8.8%	4.2%	4.2%
Student Mobility		2005	2006	2007	2008
Entrants		7.3%	8.0%	12.3%	12.1%
Withdrawals		9.6%	7.8%	8.4%	11.9%

Students Receiving Special Services	2006 %	2007 %	2008 %
Free/Reduced Price Meals	36.2	42.3	42.5
Limited English Proficient	2.3	2.0	2.8
Special Education	16.2	15	15.3

Student Membership by Ethnicity (2008)

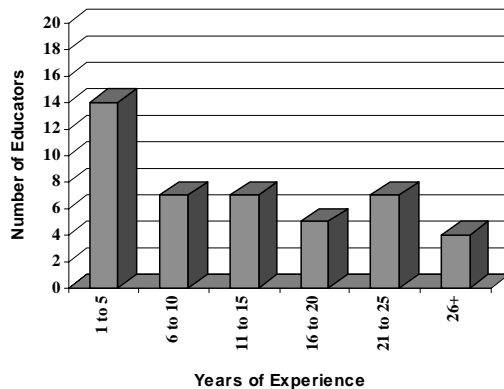


Student Attendance

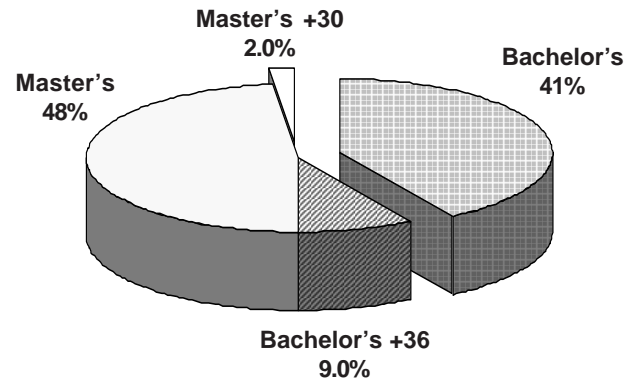


School Staff Characteristics

Professional Staff Experience

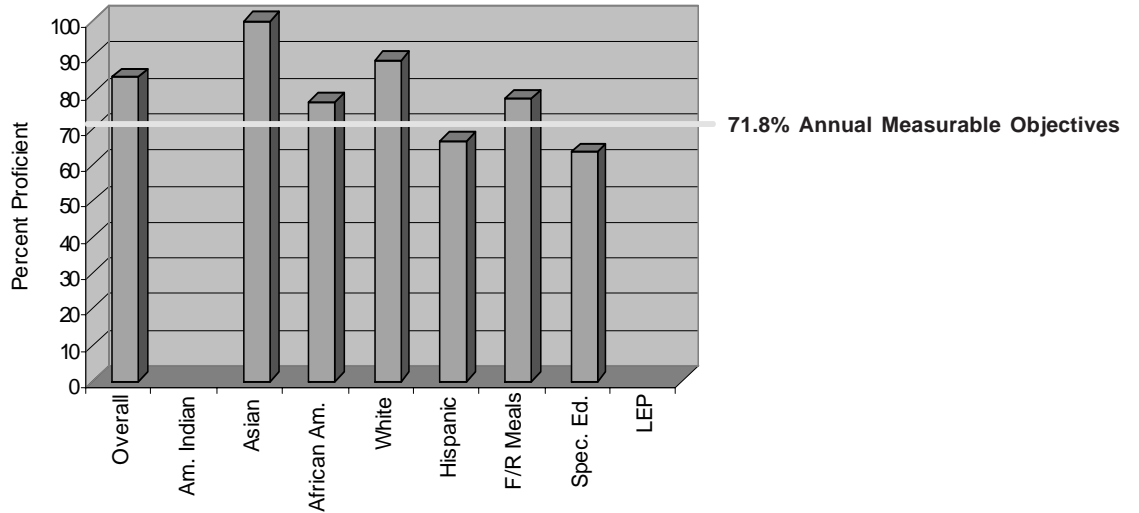


Education of Professional Staff

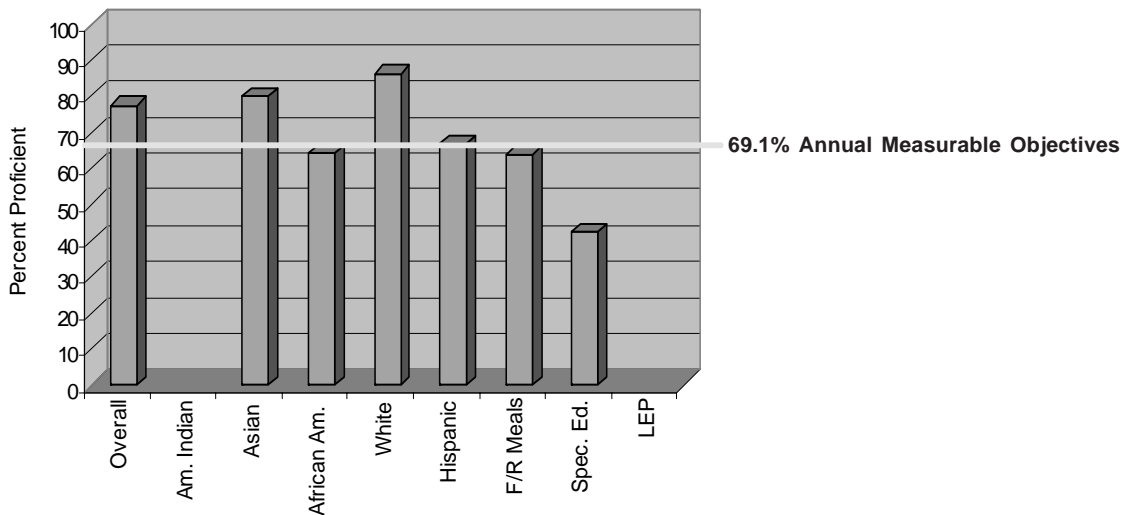


MSA Results: 2008

Reading: Grades 3, 4, and 5 Weighted Average



Mathematics: Grades 3, 4, and 5 Weighted Average



The graphs above show the percent of eligible third, fourth, and fifth grade students who performed at the proficient level on the Maryland State Assessment Reading and Mathematics tests. If a category is empty, there were too few students to monitor. For more information, go to www.msde.state.md.us, and click on 2008 Performance Report.