



# YOUTH'S BENEFIT ELEMENTARY

January 2009

1901 Fallston Road, Fallston, MD 21047 • 410-638-4190 • 410-638-4193 fax

## AT A GLANCE

**FACILITY OPENED:** 1953

**ADDITIONS/RENOVATIONS:** 1968,  
1973, 1995

**SCHOOL CAPACITY:** 890

**TOTAL ENROLLMENT:** 1,072

**CLASSROOM TEACHERS:** 76

## ADMINISTRATION

### PRINCIPAL:

M. Angela Morton

### ASSISTANT PRINCIPALS:

Cheryl A. Steeg

R. Bradley Stinar

### INSTRUCTIONAL FACILITATOR:

Cheryl G. Monk




## WELCOME

Welcome to Youth's Benefit Elementary! We cordially invite you to visit our campus to witness the exemplary teaching and learning which takes place daily in our vibrant school community. In cooperation with our large school family, we work to successfully meet the needs of all of our students. We are very proud of the high level of excellence that is demonstrated each day by our students, faculty and staff. Our extraordinary parent community's contributions and participation are visibly evident.

Our school goals are designed to increase the overall level of children's performance in reading and mathematics. The Educational Foundation has provided our students with state-of-the-art technology, which includes 64 wireless laptop computers. Our school has earned national recognition as a Green School and will have an opportunity to achieve an even higher standard as a new building is constructed over the course of the next four years to replace the three building which now house our nearly 1100 students.

Character education is an integral part of each school day and we are very proud of our students' behavior, self-discipline, courtesy and respect. Youth's Benefit's PTA works in partnership with the school's administration to develop programs that bring pride to our school community. Together we provide an exciting and engaging learning environment. Come join us!

*M. Angela Morton*  
Principal




# Student Population Characteristics

Student Enrollment	2005	2006	2007	2008	2009
Grade					
Pre-School	NA	NA	NA	NA	NA
Pre-K	0	0	0	0	0
Kindergarten	151	155	142	169	160
1	184	164	168	148	177
2	166	187	177	177	159
3	152	181	200	187	187
4	165	166	191	194	194
5	190	176	166	192	195

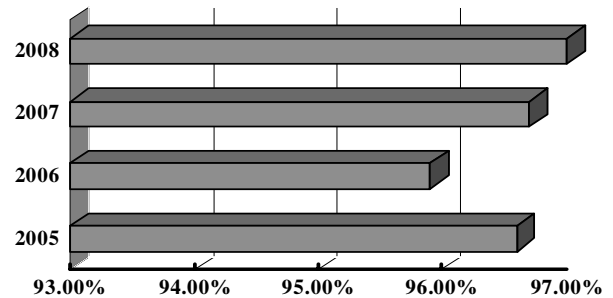
Students Absent		2005	2006	2007	2008
< 5 days		43.8%	37.5%	49%	49%
> 20 days		3.1%	3.6%	2.4%	2.4%
Student Mobility		2005	2006	2007	2008
Entrants		3.5%	5.6%	4.6%	3.1%
Withdrawals		3.3%	2.4%	2.2%	2.6%

Students Receiving Special Services	2006 %	2007 %	2008 %
Free/Reduced Price Meals	5.5	5.9	6.9
Limited English Proficient	1.6	1.0	1.2
Special Education	8.7	8.7	8.0

## Student Membership by Ethnicity (2008)

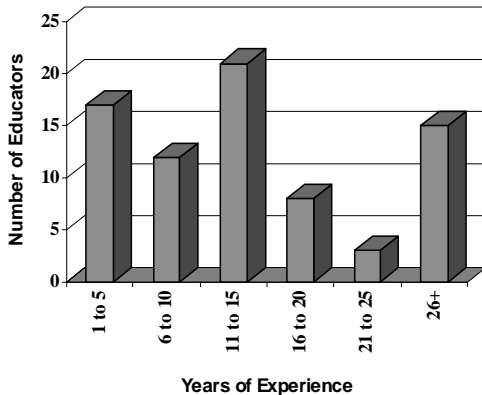


## Student Attendance

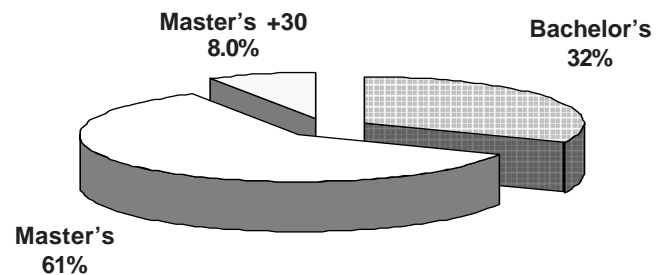


# School Staff Characteristics

## Professional Staff Experience

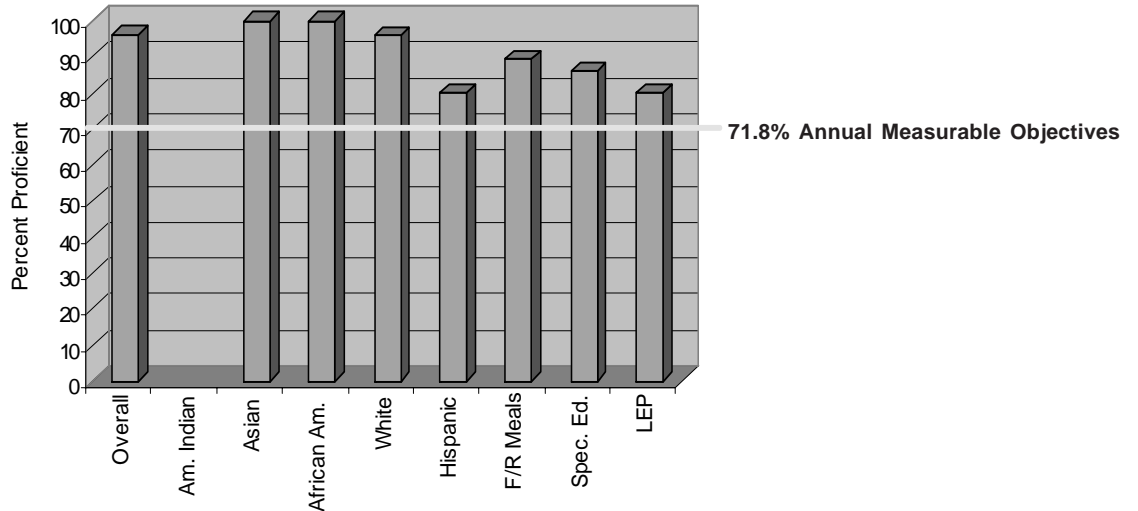


## Education of Professional Staff

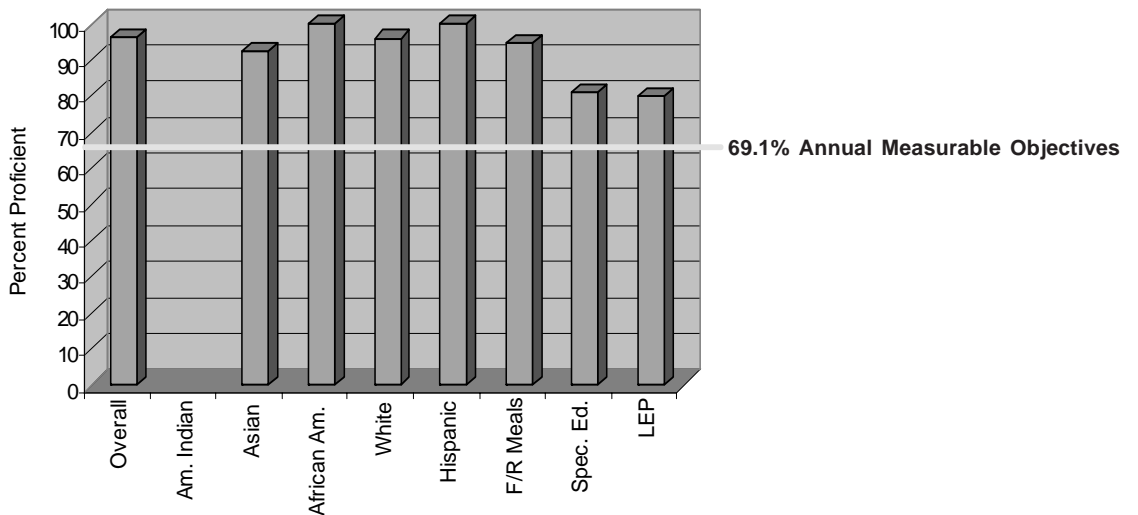


## MSA Results: 2008

### Reading: Grades 3, 4, and 5 Weighted Average



### Mathematics: Grades 3, 4, and 5 Weighted Average



*The graphs above show the percent of eligible third, fourth, and fifth grade students who performed at the proficient level on the Maryland State Assessment Reading and Mathematics tests. If a category is empty, there were too few students to monitor. For more information, go to [www.msde.state.md.us](http://www.msde.state.md.us), and click on 2008 Performance Report.*