



EDGEWOOD MIDDLE

January 2009

2311 Willoughby Beach Rd, Edgewood, MD 21040 • 410-612-1518 • 410-612-1523 fax

AT A GLANCE

FACILITY OPENED: 1965

ADDITIONS/RENOVATIONS: 1978

SCHOOL CAPACITY: 1,370

TOTAL ENROLLMENT: 1,028

CLASSROOM TEACHERS: 103

ADMINISTRATION

PRINCIPAL:

Lawrence O. Rudolph

ASSISTANT PRINCIPALS:

Tracy W. Hill

Melissa K. Mickey

Dwayne E. Williams

Laurie Namey

INSTRUCTIONAL FACILITATOR:

Patricia M. Brown



Edgewood Middle School is dedicated to all students achieving at high levels. Every staff member and student is valued, respected, and supported. Our main objectives are to focus on programs, curricula, and best practices that provide students with a great opportunity to learn and obtain success. As a professional learning community, students and staff engage in ongoing collaboration and learning for continuous growth.

Students at Edgewood Middle school access a rigorous curriculum of 90 minutes of daily math and reading (language arts) instruction, and 45 minutes of daily science, social studies, and unified arts instruction. Students also have opportunities to participate in physical education and performing arts education. Additional emphasis is placed on reading and math through intervention and enrichment programs.

We count on the support of parents and all members of the school community to make our school a premiere educational environment. In partnership, we empower, inspire, and achieve together.

Lawrence O. Rudolph
Principal



Student Population Characteristics

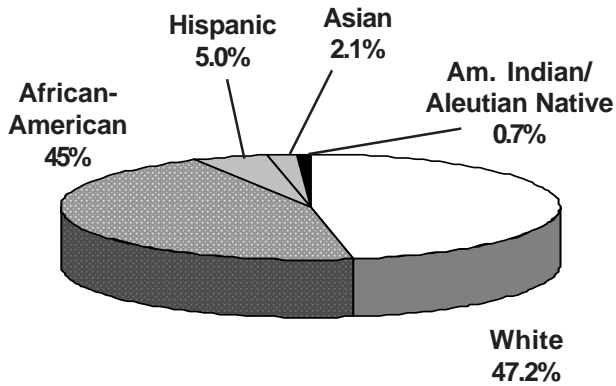
Student Enrollment	2005	2006	2007	2008	2009
Grade					
6	404	403	372	377	328
7	430	378	401	377	361
8	442	435	391	397	339

Students Absent	2005	2006	2007	2008
< 5 days	26.9%	28.6%	35.9%	35.9%
> 20 days	18.1%	17%	13.4%	13.4%

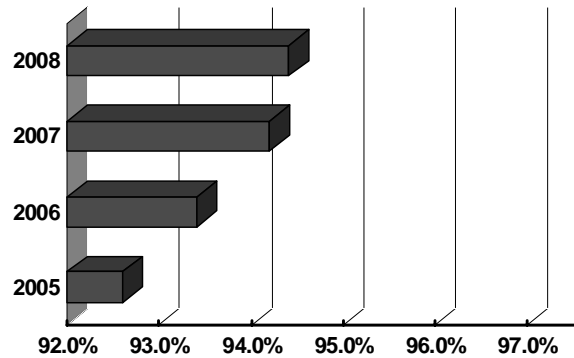
Student Mobility	2005	2006	2007	2008
Entrants	12.4%	13.4%	12.5%	13.1%
Withdrawals	13.4%	14.8%	12%	14.5%

Students Receiving Special Services	2006 %	2007 %	2008 %
Free/Reduced Price Meals	40.3	40.8	41.6
Limited English Proficient	0.7	1.4	1.3
Special Education	13.4	13.6	13

Student Membership by Ethnicity (2008)

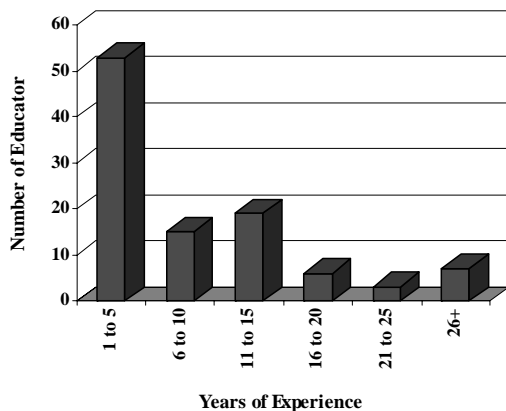


Student Attendance

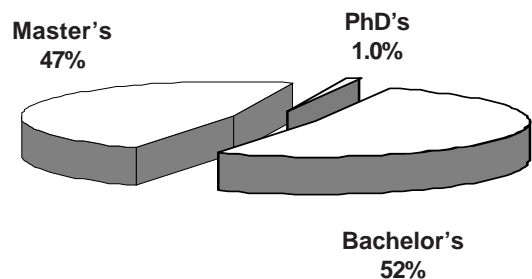


School Staff Characteristics

Professional Staff Experience

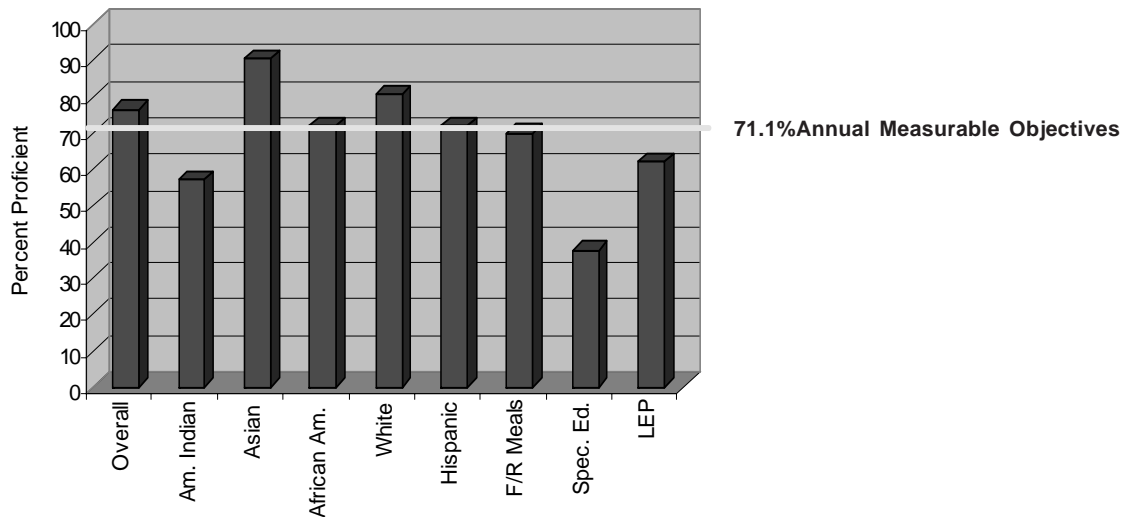


Education of Professional Staff

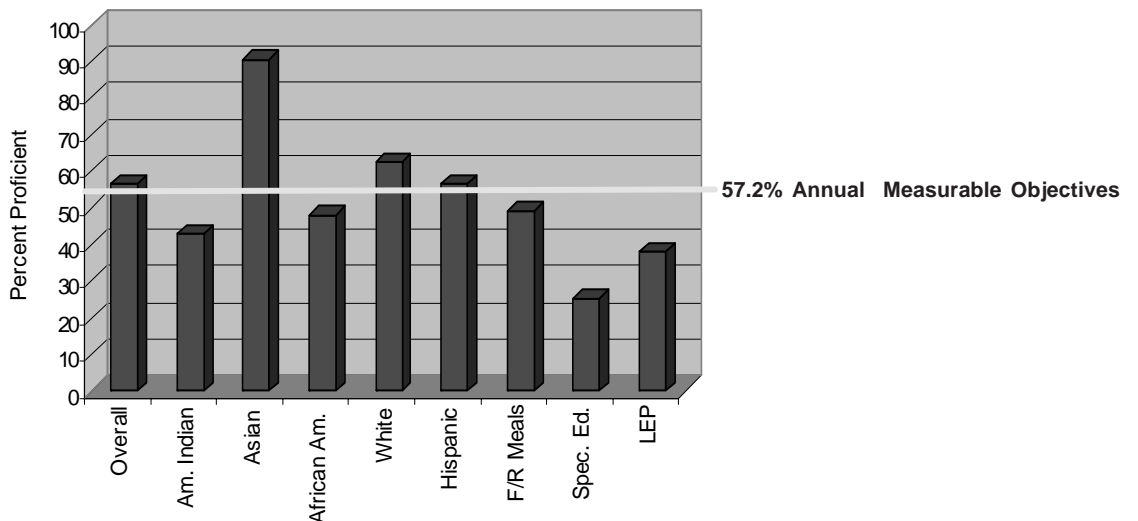


MSA Results: 2008

Reading: Grades 6, 7, and 8 Weighted Average



Mathematics: Grades 6, 7, and 8 Weighted Average



The graphs above show the percent of eligible sixth, seventh, and eighth grade students who performed at the proficient level on the Maryland State Assessment Reading and Mathematics tests. If a category is empty, there were too few students to monitor. For more information, go to www.msde.state.md.us, and click on 2008 Performance Report.