



HAVRE DE GRACE MIDDLE

January 2009

401 Lewis Lane, Havre de Grace, MD 21078 • 410-939-6608 • 410-939-6613 fax

AT A GLANCE

FACILITY OPENED: 1967

ADDITIONS/RENOVATIONS: None

SCHOOL CAPACITY: 775

TOTAL ENROLLMENT: 613

CLASSROOM TEACHERS: 52

ADMINISTRATION

PRINCIPAL:

Glenn A. Jensen

ASSISTANT PRINCIPALS:

Anthony Bess

Betty L. Mull

INSTRUCTIONAL FACILITATOR:

Leslie E. Sunderland



WELCOME

You won't go far in the halls and classrooms of Havre de Grace Middle School before you see our motto, "...a place for learning" in writing and in action.

Student learning is evident as you observe teachers engaging students in exciting, relevant instruction. Our teachers are learning as well, meeting daily to discuss student progress and planning together for their success. Teachers also work in smaller teams that focus on deliberate and strategic professional development. Parents and the community are volunteering, participating in activities with their children, and involved with our active PTSA. This provides us with a united focus on continuous improvement and improving student achievement.

The students, staff, and community of Havre de Grace Middle School are committed to these ideals, and working together, are determined to see that every child achieves.

Glenn A. Jensen
Principal



Student Population Characteristics

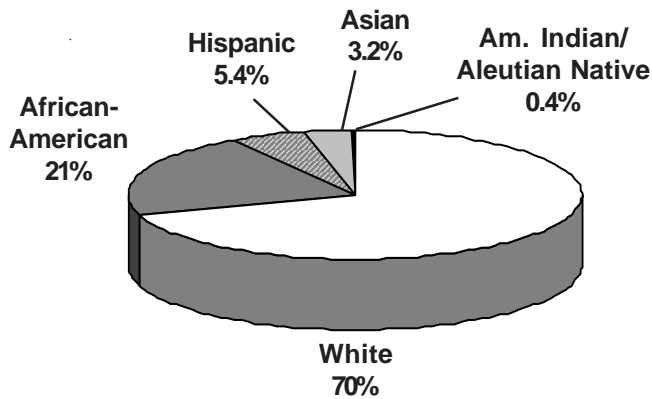
Student Enrollment	2005	2006	2007	2008	2009
Grade					
6	195	209	208	192	187
7	192	190	200	207	206
8	218	190	191	210	220

Students Absent	2005	2006	2007	2008
< 5 days	29.8%	27.1%	33.9%	33.9%
> 20 days	16.8%	19.8%	13.9%	13.9%

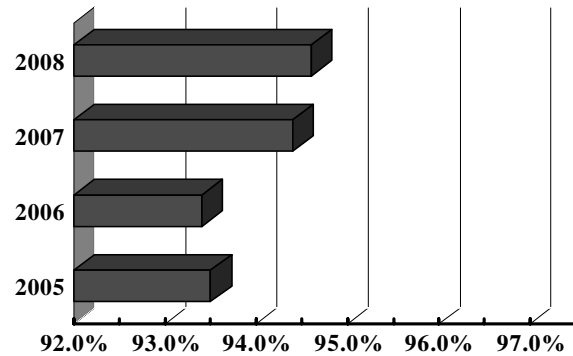
Student Mobility	2005	2006	2007	2008
Entrants	10.2%	9.4%	9.8%	9.2%
Withdrawals	9.9%	11.7%	9.5%	7.9%

Students Receiving Special Services	2006 %	2007 %	2008 %
Free/Reduced Price Meals	36.7	34.6	29.7
Limited English Proficient	1.0	1.4	1.1
Special Education	18.4	15.9	15.2

Student Membership by Ethnicity (2008)

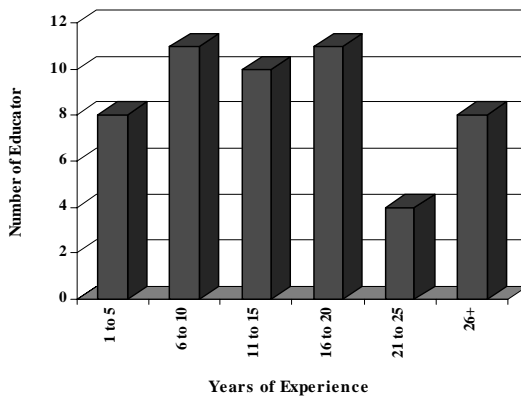


Student Attendance

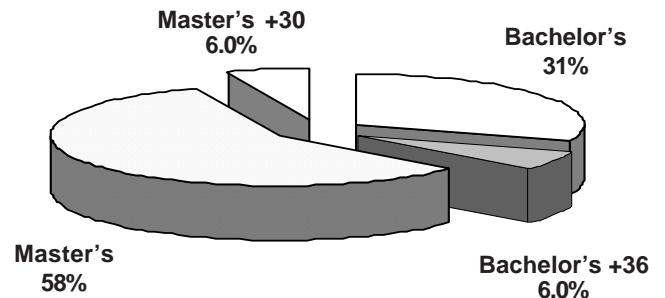


School Staff Characteristics

Professional Staff Experience

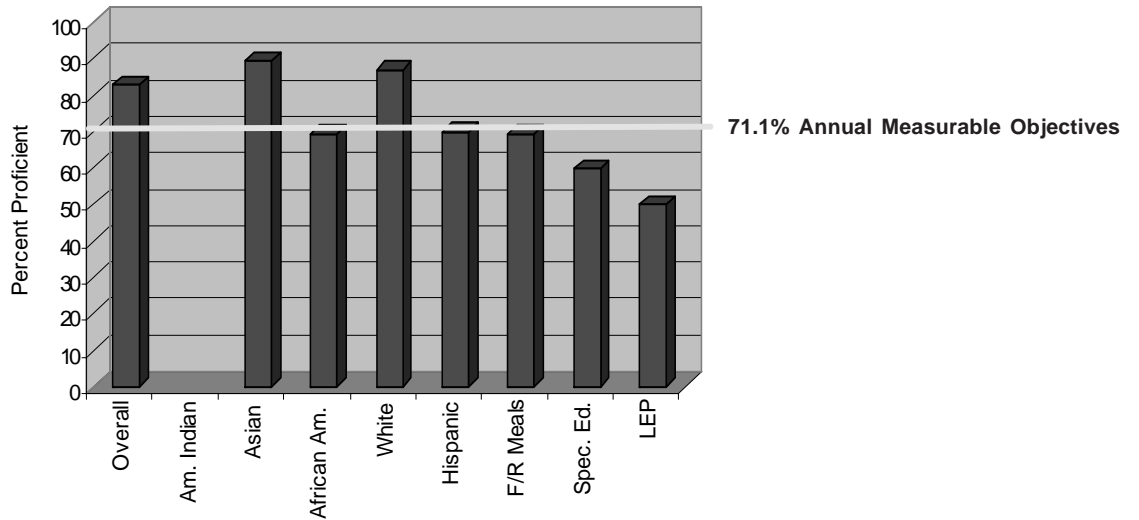


Education of Professional Staff

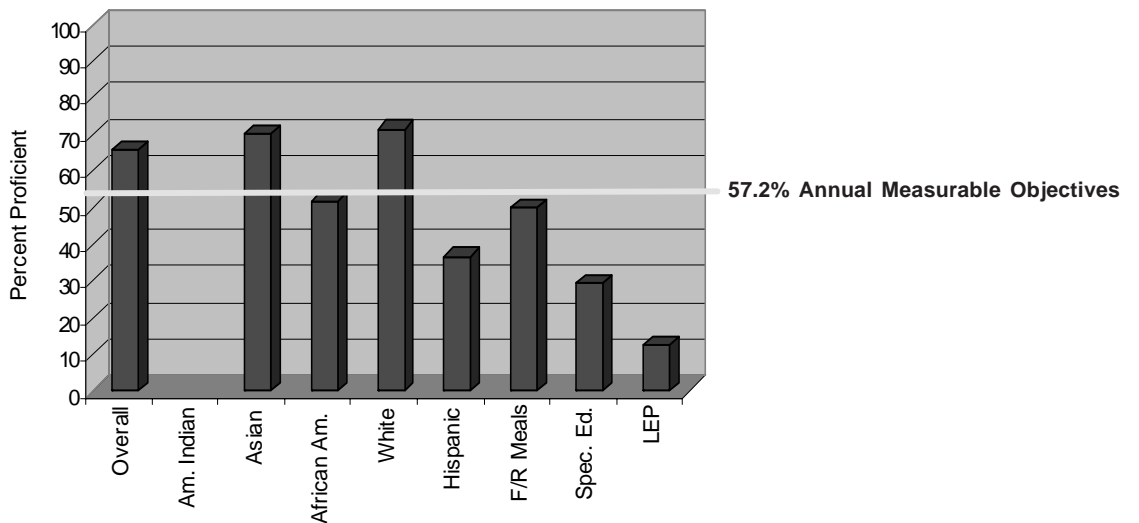


MSA Results: 2008

Reading: Grades 6, 7, and 8 Weighted Average



Mathematics: Grades 6, 7, and 8 Weighted Average



The graphs above show the percent of eligible sixth, seventh, and eighth grade students who performed at the proficient level on the Maryland State Assessment Reading and Mathematics tests. If a category is empty, there were too few students to monitor. For more information, go to www.msde.state.md.us, and click on 2008 Performance Report.