



NORTH HARFORD MIDDLE

January 2009

112 Pylesville Rd., Pylesville, MD 21132 • 410-638-3658 • 410-638-3669 fax

AT A GLANCE

FACILITY OPENED: 1976

ADDITIONS/RENOVATIONS: 2008

SCHOOL CAPACITY: 1,243

TOTAL ENROLLMENT: 1,134

CLASSROOM TEACHERS: 87

ADMINISTRATION

PRINCIPAL:

Karl E. Wickman

ASSISTANT PRINCIPALS:

Antonnio R. Hockaday

Jeffrey R. Raff

Madeleine Synnott

INSTRUCTIONAL FACILITATOR:

Phyllis A. Van Winkle



WELCOME

North Harford Middle School is situated in the midst of the beautiful rolling farmland which is characteristic of much of Northern Harford County. The opening sentence in our vision reflects our commitment to the community, "The NHMS mission is to inspire success by respecting and valuing one another." We believe that this mutual respect is necessary to providing an education in which all students can be successful.

The school can boast many accomplishments over its 32-year history including its recognition as a U.S. Department of Education Blue Ribbon School, individual teacher awards, including 7 Teacher of the Year finalists in the past 4 years, including 2 Teacher of the Year winners, and faculty who have presented conferences to other educators on a national level in 2008 and 2009. The accomplishments that we value most, though, are the accomplishments of our students. Our students excel in academics, music, art and athletics through programs offered by the school.

The PTSA is an outstanding group of people who participate in the development, implementation, and funding of nearly every school program.

Karl E. Wickman
Principal



Student Population Characteristics

Student Enrollment	2005	2006	2007	2008	2009
Grade					
6	350	375	363	384	377
7	385	385	367	378	373
8	383	397	355	391	384

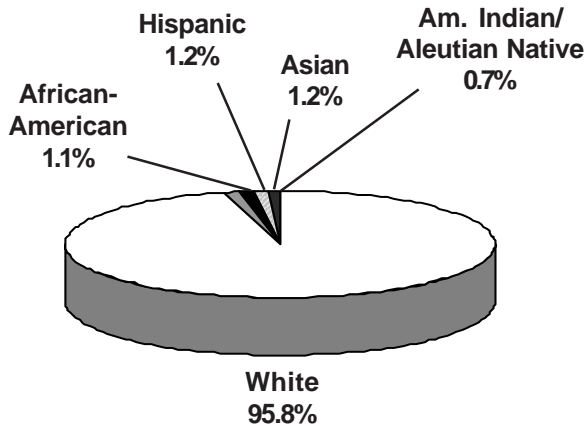
Students Absent	2005	2006	2007	2008
< 5 days	37.1%	33.5%	41.3%	41.3%
> 20 days	9.2%	10.7%	8.6%	8.6%

Student Mobility	2005	2006	2007	2008
Entrants	4.2%	4.2%	3.5%	3.7%
Withdrawals	4.2%	3.5%	3.9%	3.5%

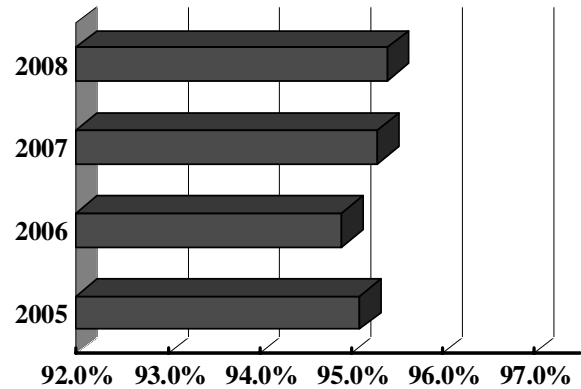
Students Receiving Special Services	2006 %	2007 %	2008 %
Free/Reduced Price Meals	12.5	10.4	10.8
Limited English Proficient	*	*	0
Special Education	14.3	14.4	11.1

* Fewer than 5 students

Student Membership by Ethnicity (2008)

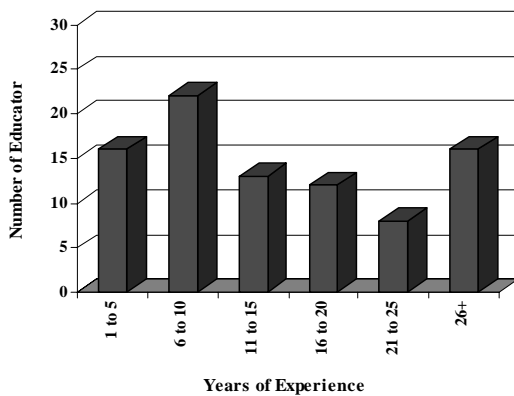


Student Attendance

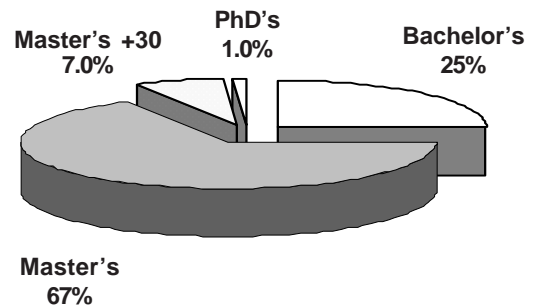


School Staff Characteristics

Professional Staff Experience

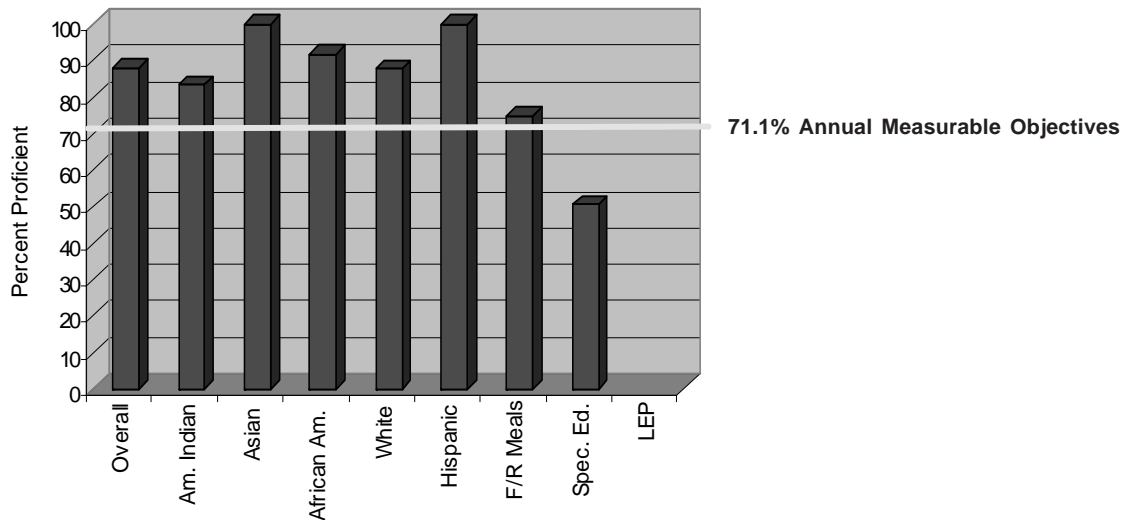


Education of Professional Staff

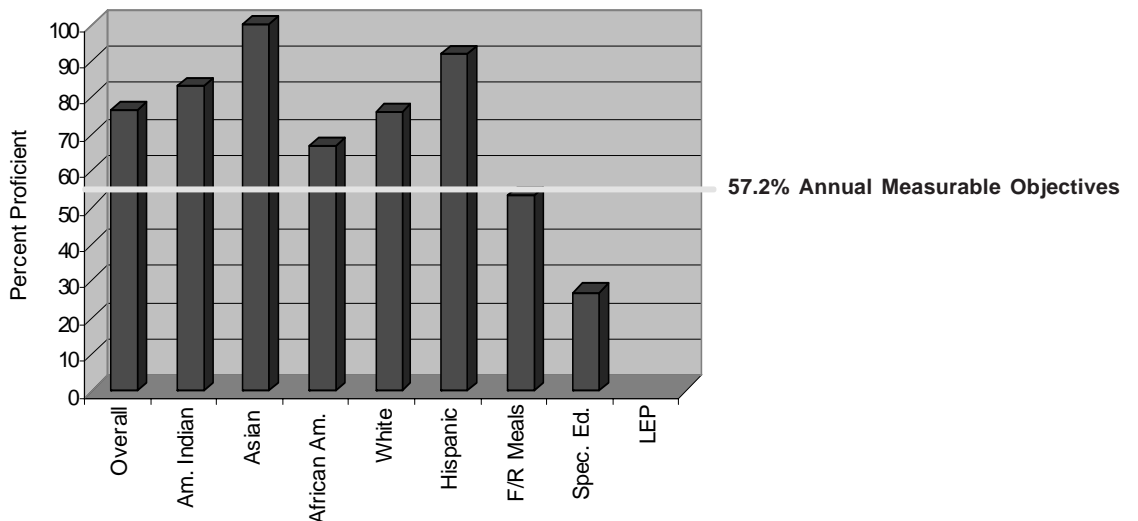


MSA Results: 2008

Reading: Grades 6, 7, and 8 Weighted Average



Mathematics: Grades 6, 7, and 8 Weighted Average



The graphs above show the percent of eligible sixth, seventh, and eighth grade students who performed at the proficient level on the Maryland State Assessment Reading and Mathematics tests. If a category is empty, there were too few students to monitor. For more information, go to www.msde.state.md.us, and click on 2008 Performance Report.