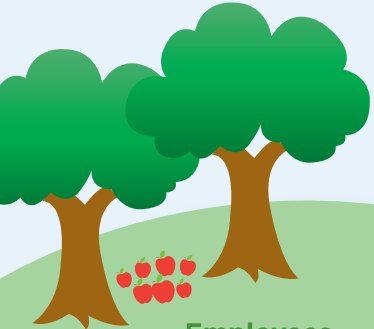


Fast Facts

Based on the 2014-15 School Year



Inspire • Prepare • Achieve



Employees


5,231 Total

56% are Teachers

91% Provide Direct Services to Students

9% Provide Indirect Services to Students


Enrollment




37,536 Total
as of 9/30/14

\$1,088,460,007 Property Value
as of 10/1/2013

Graduation Rate



89.8%
for the Class of 2014



54 Schools

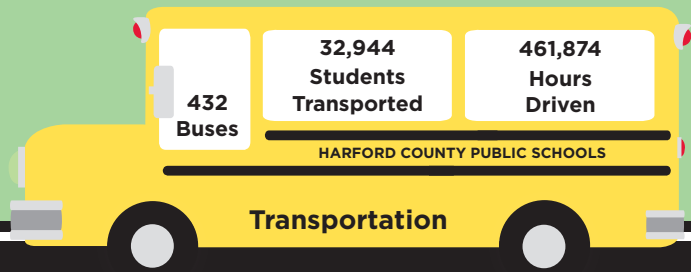
- 33 Elementary
- 9 High
- 9 Middle
- 1 Special
- 1 Technical
- 1 Alternative Education Center

State Rankings
8th Largest District in Maryland
13th of the 24 MD Districts in Cost per Pupil**



Food Services

1,484,007 Breakfasts Served
3,385,988 Lunches Served



90.07 Acres of Parking Lots

25.65 Miles of Driveway

7,979,920 Miles Traveled

\$30,176,723 Total Transportation Costs

*This figure includes relocatables **These rankings are from the 2012-2013 Selected Financial Data compiled by the Maryland State Department of Education. More recent data is not yet available. More information can be found at www.marylandpublicschools.org/MSDE/newsroom/special_reports/financial.htm