



# Harford County Public Schools Department of Food and Nutrition Services



**Board of Education Presentation**

**December 9, 2019**



## **Mission Statement**

The Department of Food and Nutrition Services supports the quality education and learning environment of students in the Harford County Public School system by providing programs that operate within the guidelines of the United States Department of Agriculture National School Lunch Program.

## **Vision Statement**

The Department of Food and Nutrition Services is respected as an advocate for student nutrition by setting a positive example in the meal programs, operating as a vital resource on issues pertaining to student nutrition. The program is viewed as valuable by students, parents, school staff and the community.

## Food & Nutrition Services

- Special Revenue Fund - no funds budgeted from HCPS
- Must break even at the end of the year
- Employs over 450 staff
- Serves over 8,200 breakfast per day
- Serves over 18,000 lunches per day
- Serves over 600 afterschool snacks per day
- Serves over 600 dinners per day
- Classroom breakfast served in 17 schools
- Charges \$2.40/\$2.50 per lunch meal



# Free and Reduced Eligibility Historical Data

Harford County has experienced a dramatic growth in the number of students determined eligible for meal benefits. This is due to several factors:

- Sluggish growth in the economy prior to the last couple of years
- Greater efforts by government to enroll eligible families
- Increased efforts by F&N to identify students eligible for meal benefits
- Work by administrators and PPWs to reach out and help struggling families

This percentage has leveled off in the last couple of years and most likely will modestly decline in the next fiscal year.


	Enrollment	Free	Reduced	Paid	F&R%
FY07	39,041	5,971	2,268	30,802	21.11%
FY13	38,017	8,771	1,994	27,252	28.32%
FY14	37,927	9,594	1,954	26,379	30.45%
FY15	37,543	9,762	1,970	25,811	31.25%
FY16	37,451	9,629	1,959	25,863	30.94%
FY17	37,526	9,599	2,045	25,882	31.03%
FY18	37,875	9,432	2,110	26,333	30.47%
FY19	37,964	9,325	2,034	26,605	29.92%
FY20	38,560	9,407	2,135	27,018	29.93%

## Food & Nutrition Services – exceeding mandatory standards

 Federally administered by  
 United States Department of Agriculture (USDA)  
 Food and Nutrition Service (FNS);  
 funding through the Farm Bill

- Richard B Russell National School Lunch Act (1946)
- Child Nutrition Act (1966)
- Healthy, Hunger-Free Kids Act (HHFKA) (2010)



 Funding dependent upon

- Meal Patterns (Breakfast, Lunch, Snack, Dinner)
- Federal Certification of Compliance for menus
- Smart Snacks in Schools compliance
- Wellness Policy compliance
- Meal access under the Americans with Disabilities Act
- Professional Standards for employees

 State Agency (MSDE) audits

 State Legislation

 County Health Department inspections (2/year)



# Healthy Hunger-Free Kids Act of 2010

- Certification of Menus
  - Five meal components
    - Protein – lean
    - Grains – whole grain rich
    - Fruits
    - Vegetables
    - Fluid milk
  - Sodium limits
  - No trans-fats
  - Limit saturated fats
  - Calorie targets
- A la Carte – Smart Snacks
- State Legislation



## Food & Nutrition Services – Professional Development



5 credentialed School Nutrition Specialists (only 1,625 nationwide) and a Registered Dietitian on staff.



37 members currently Certificated at least Level 1 with the School Nutrition Association, anticipate adding 30 more in the next few weeks



Active in support of the Maryland School Nutrition Association – Kristen Sudzina – current President



At least one staff member per kitchen is ServSafe certified



## Food & Nutrition Services – Recognition of Excellence

- Recognized as [District of Excellence](#) by the School Nutrition Association in 2009 - 2013 (one of 30 nationwide and only one in the State of Maryland). Program was ended in 2014.
- Bev Hagner 2012 Manager of the Year - Maryland
- [Beth Freeman 2013 Manager of the Year-Maryland, Mideast and NATIONAL winner](#)
- Amy Hill 2013 Rhonda Motley Award winner - Maryland
- Ginny Vogt 2014 Heart of the Program Award - Maryland
- Barb Gostomski 2014 Manager of the Year-Maryland and Mideast Region
- 2014 USDA Summer Meals Champion Award/Mid-Atlantic
- Earliene Klapka 2015 Manager of the Year- Maryland and Mideast Region
- Rachael Ziegler 2015 Employee of the Year - Maryland
- Barbara O'Neill 2016 Manager of the Year - Maryland
- 2016 USDA One in A Melon award for our Farm to School program
- Son Ramsland 2017 Employee of the Year - Maryland
- Karen Olsen 2018 Innovation Award - Maryland
- Mary Dietz 2018 Manager of the Year - Maryland
- Jen Tribull 2018 Rhonda Motley Gold Success Award - Maryland
- Dayle Mulcare 2019 Share Our Strength Superhero for Maryland
- Jessica Campbell 2019 Rhonda Motley Gold Success Award - Maryland
- [Mary LaMarche 2019 Employee of the Year - Maryland, Mideast and NATIONAL winner](#)



## Summer Food Service Program Sites 2019 – Breakfast/Lunch

- |  |  |
|--|--|
|  Aberdeen Boys & Girls Club                             |  LASOS   |
|  Edgewood Boys & Girls Club                             |  Teen Diversion  |
|  Edgewood Parks & Recreation                            |  Trinise Jones   |
|  Havre de Grace Parks and Recreation                    |  Windsor Valley Community Center                           |
|  Havre de Grace Boys & Girls Club                       |  Village at Lakeview                                       |
|  Summer School @ AHS                                    |  John Archer ESY   |
|  Aberdeen, Havre de Grace and Edgewood Public Libraries |  HXES Kindergarten Program                                 |
|  Havre de Grace Police Academy                        |  ESY @ Bakerfield, HDGES, HDGHS, HDGMS, WPOPR, JOES, FGES |
|  |  Judy Center @ Magnolia ES                               |



## Summer Food Service Program Data

### Summer 2014

Total Served = 52,791

- Breakfast
- Lunch
- Snack

### Summer 2019



Total Served = 72,749

- Breakfast
- Lunch
- Snack

Increase of 19,688 meals  
or 37.3%



## Community Partners

-  Healthy Harford
-  Harford County Health Department
-  Harford County Department of Social Services
-  Harford County Women, Infants, Children (WIC) Program
-  Harford County Local Management Board
-  Harford County Parks and Rec Department
-  Share our Strength/No Kid Hungry Maryland
-  University of Maryland Food Supplement Nutrition Education
-  Boys and Girls Clubs of Harford County
-  LASOS – Linking All So Others Succeed
-  EpiCenter Edgewood
-  Zion Temple Church
-  Aberdeen Bible Church
-  Village at Lakeview Community Center



# Nutrition Education, Instruction, and Outreach

## Teacher Support

support materials

lesson plans

posters

electronic resources

## Classroom instruction

Individualize classroom presentations

(3400+ students)

## School staff support

Food allergies and food issues

1200 elementary students

660 middle school students

740 high school students

2600



<b>Enter PIN: 0</b>		<b>Lunch</b>		
	ESC	Clear		
	7	8	9	
	4	5	6	
	1	2	3	
	0	00	Bksp	
	<b>Student Name</b>		↑	Journal
Other Note -		F1	F11	F4
Dietary Note -	ABCDEFGHIJKLMNQRSTUWXYZABCD	No ID	Auto	Info
Home Room -		F2		
Grade -	99	Search	<b>ENTER</b>	
Account Balance -	\$31.15			
PPB -	0	PPL -	0	



# Nutrition Education, Instruction, and Outreach

## Training the Future

High School–Nursing, Sports Tech, Biomed (13)  
College students (5)  
Registered Dietitian Nutritionist interns (40)

## Community Outreach such as

School wellness fairs  
Community Garden Committee

## Collaboration to strengthen School Meals

Training programs host- culinary boot camp  
Product review and testing  
Provide expert trainers, panelists and reviewers





# Purchasing Locally

HCPS is one of the leaders in the State of Maryland





# Thank you

