



EDGEWOOD HIGH

January 2009

2415 Willoughby Beach Rd., Edgewood, MD 21040 • 410-612-1500 • 410-612-1585 fax

AT A GLANCE

FACILITY OPENED: 1954

ADDITIONS/RENOVATIONS: 1958,
1967, 1969, 1975, 1996

SCHOOL CAPACITY: 1,380

TOTAL ENROLLMENT: 1,123

CLASSROOM TEACHERS: 96

ADMINISTRATION

PRINCIPAL:

Larissa I. Santos

ASSISTANT PRINCIPALS:

Robert M. Limpert

Elizabeth Lane-Stevens

Mark C. Truskowski

INSTRUCTIONAL FACILITATOR:

Michael L. O'Brien



WELCOME


Edgewood High School has a large number of programs and initiatives that enable students to be successful and promote academic achievement. A full range of Advanced Placement and Honors courses in Mathematics, Social Studies, Science, and English are available for student selection. Tutoring programs and academic assistance are provided by the National Honor Society and faculty on a daily basis. At-risk students are supported by numerous programs, and outstanding student achievement is encouraged and rewarded.

Career and Technology programs are available in the areas of Child Care, Foods, Clothing, Accounting, Computer Programming, Office Technology, Business, and Work Experience. Tech Prep programs are to be offered in Child Care, Accounting, and Computer Information Systems. The rigorous Academy of Finance is part of Edgewood High's instructional program. Our school is the only one in Harford County to offer this program.

Opportunities exist for students interested in music, drama, and art. A diverse offering of cocurricular and extracurricular activities including sports in every season are provided to the students.

At Edgewood High, a caring faculty and staff seeks to provide avenues for all of our students to experience success.

Larissa I. Santos
Principal



Student Population Characteristics

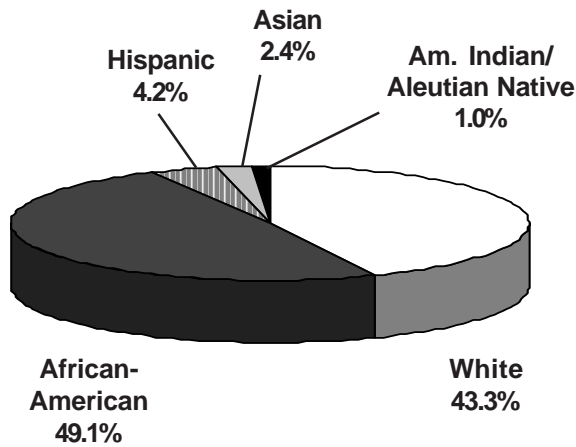
Student Enrollment	2005	2006	2007	2008	2009
Grade					
9	433	405	411	385	347
10	346	332	295	270	291
11	307	280	272	234	248
12	269	299	283	288	237

Students Absent					
< 5 days	22%	19.5%	22.7%	22.7%	
> 20 days	25.5%	27.5%	24.8%	24.8%	
Student Mobility					
Entrants	13%	9.4%	11.7%	9.9%	
Withdrawals	19.3%	14.9%	17.3%	17.6%	

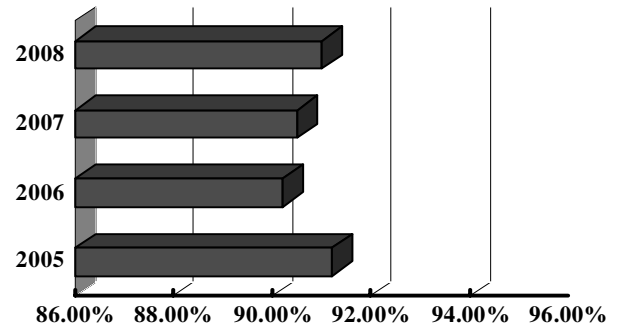
Students Receiving Special Services	2006 %	2007 %	2008 %
Free/Reduced Price Meals	30.9	29.6	32.1
Limited English Proficient	*	*	*
Special Education	9.4	9.1	9.8

* Fewer than 5 students

Student Membership by Ethnicity (2008)

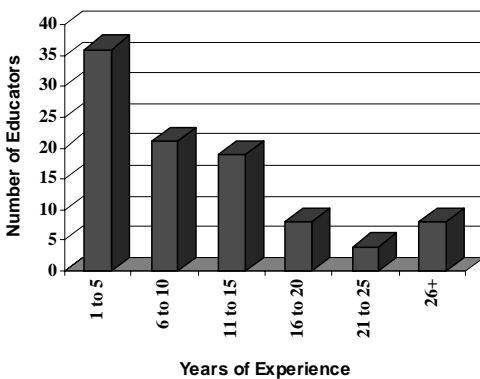


Student Attendance

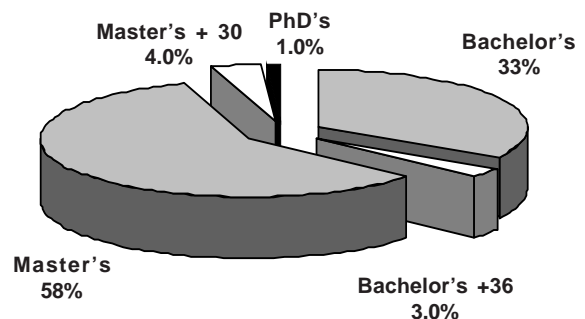


School Staff Characteristics

Professional Staff Experience



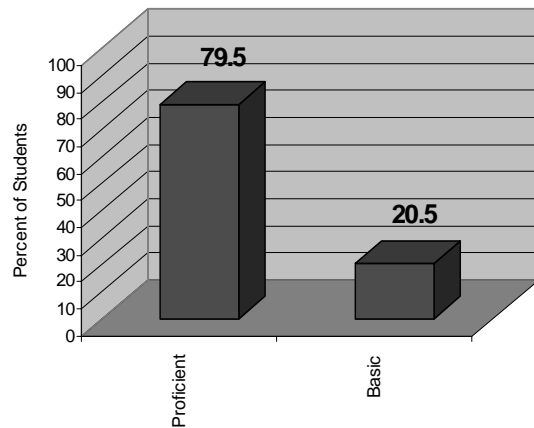
Education of Professional Staff



Post-Secondary Plans/Intentions (Class of 2008)

Plans/Intentions	#	%
Employment	21	12.4
Technical/Specialized School	5	3.0
2 year college	28	16.6
4 year college	57	33.7
Military	4	2.4
Other and no response <i>Includes those entering an apprenticeship program</i>	54	32

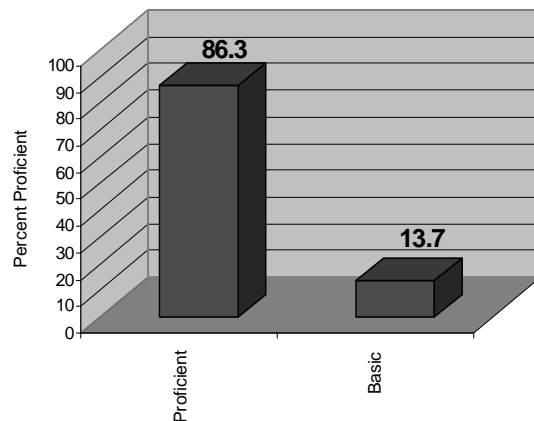
2008 English 2: Proficiency Levels



Grade Point Averages: 200877

	Number of Students	Average GPA
Grade 9	385	1.57
Grade 10	270	1.99
Grade 11	234	2.11
Grade 12	288	2.15
TOTAL Average GPA: 1.92		

2008 Algebra: Proficiency Levels



2008 High School Assessment Test Participation and Status Grade 10 All Subjects*

Test	Passing Score	% Passing
Algebra	412	76.1
English II	400	61.1
Government	396	85.8
Biology	394	73.5

*Data is as of the current school year

Average SAT Scores

	2008 Writing	2008 Math	2008 Verbal	2008 TOTAL	2007 TOTAL
Edgewood	452	468	473	1393	1415
Harford County	490	521	505	1516	1507
State	497	502	499	1498	1498
National	494	515	502	1511	1511