



JOPPATOWNE HIGH

January 2009

555 Joppa Farm Road, Joppa, MD 21085 • 410-612-1510 • 410-612-1528 fax

AT A GLANCE

FACILITY OPENED: 1972

ADDITIONS/RENOVATIONS: 1979,
1996, 1997, 2000, 2008

SCHOOL CAPACITY: 1,105

TOTAL ENROLLMENT: 969

CLASSROOM TEACHERS: 79

ADMINISTRATION

PRINCIPAL:

Macon L. Tucker, Jr.

ASSISTANT PRINCIPALS:

Joseph P. Harbert

Gregory Komondor

Robyn D. Rook

INSTRUCTIONAL FACILITATOR:

Terry Reilly



WELCOME

Joppatowne High School, a National Blue Ribbon School, is located just off the I-95 corridor, approximately 10 minutes north of White Marsh and 20 minutes from Baltimore. The school's diverse population reflects its surrounding dynamic community.


Approximately 30% of Joppatowne High School students attend 4-year colleges following high school, another 35% go on to 2-year colleges, with the remaining students attending vocational schools and entering the military.

We are continuing to implement smaller learning communities at Joppatowne High School. As a result of our Ninth Grade Transitions program and the implementation of our advisory/advisee program, all of our students have the opportunity to be known by at least one member of the Joppatowne High School staff.

Joppatowne High School is currently entering the second year of the Homeland Security and Emergency Preparedness. This is the first comprehensive curriculum of its kind taught at the secondary level.

We look forward to continuing working together as a Mariner family so that our mission of providing each student with the education necessary to live a fulfilling and productive life is a reality.

Macon L. Tucker, Jr.
Principal



Student Population Characteristics

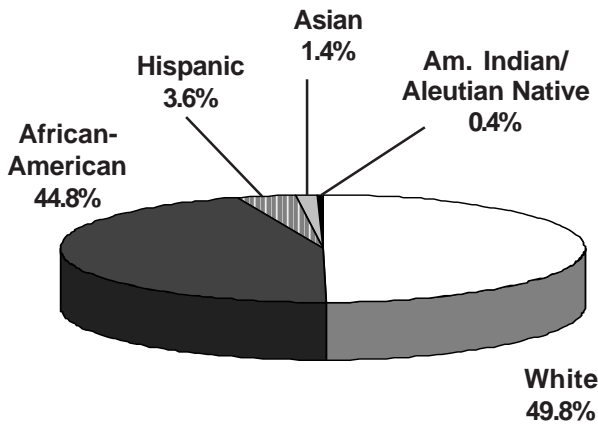
Student Enrollment	2005	2006	2007	2008	2009
Grade					
9	379	333	303	284	291
10	257	289	270	238	237
11	247	253	249	232	205
12	226	243	241	250	236

Students Absent	2005	2006	2007	2008
< 5 days	21.8%	21.8%	27%	27%
> 20 days	26.6%	23.5%	20.3%	20.3%
Student Mobility	2005	2006	2007	2008
Entrants	9.9%	8.8%	11.3%	9.4%
Withdrawals	11.7%	13.2%	15.2%	15.2%

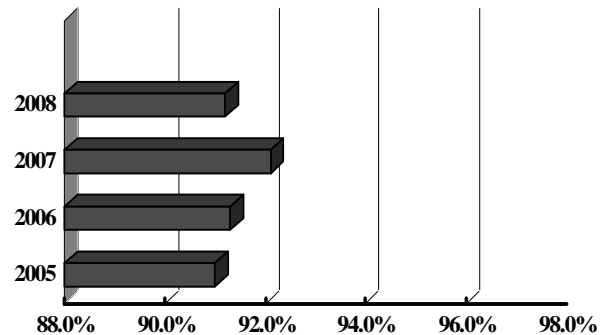
Students Receiving Special Services	2006 %	2007 %	2008 %
Free/Reduced Price Meals	35	35.5	37.6
Limited English Proficient	0	*	*
Special Education	10.3	10.4	10.9

* Fewer than 5 students

Student Membership by Ethnicity (2008)

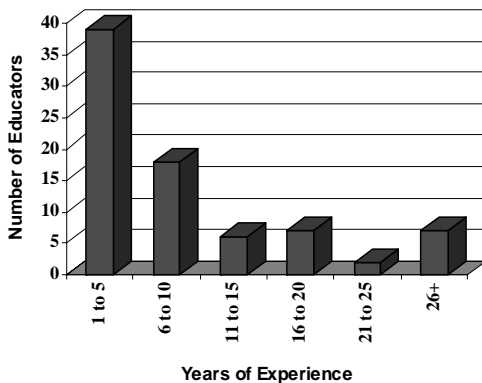


Student Attendance

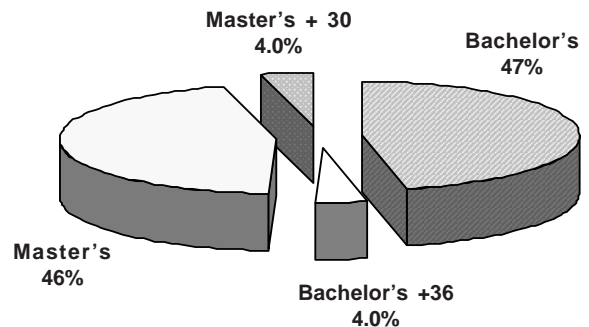


School Staff Characteristics

Professional Staff Experience



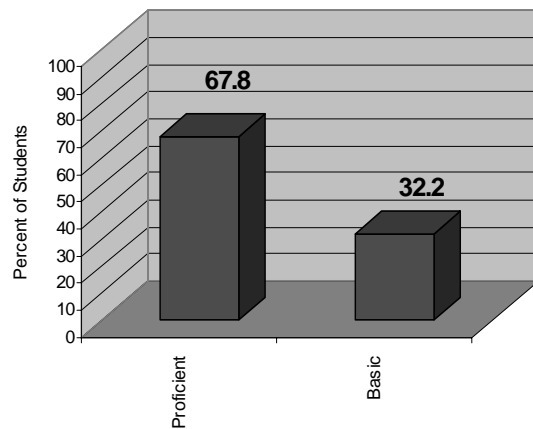
Education of Professional Staff



Post-Secondary Plans/Intentions (Class of 2008)

Plans/Intentions	#	%
Employment	34	14.4
Technical/Specialized School	13	5.5
2 year college	50	21.2
4 year college	82	34.7
Military	11	4.7
Other and no response <i>Includes those entering an apprenticeship program</i>	46	19.5

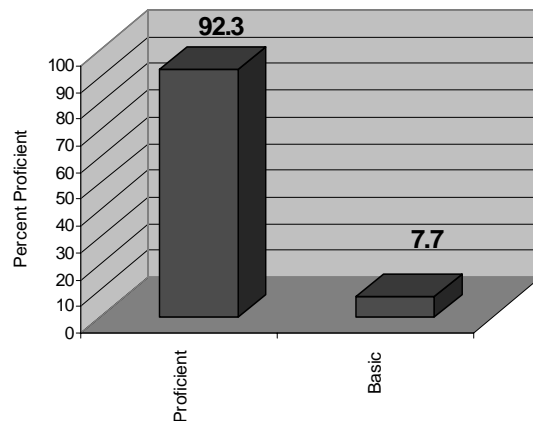
2008 English 2: Proficiency Levels



Grade Point Averages: 2008

	Number of Students	Average GPA
Grade 9	284	1.57
Grade 10	238	1.79
Grade 11	232	2.01
Grade 12	250	2.22
TOTAL Average GPA: 1.88		

2008 Algebra: Proficiency Levels



2008 High School Assessment Test Participation and Status Grade 10 All Subjects*

Test	Passing Score	% Passing
Algebra	412	85.4
English II	400	56.2
Government	396	86.6
Biology	394	72.8

*Data is as of the current school year

Average SAT Scores

	2008 Writing	2008 Math	2008 Verbal	2008 TOTAL	2007 TOTAL
Joppatowne	431	447	452	1330	1395
Harford County	490	521	505	1516	1507
State	497	502	499	1498	1498
National	494	515	502	1511	1511